

S 93

BLUE BOOK
OF THE
FALKLAND ISLANDS
AND ITS
DEPENDENCIES
1938.

INDEX OF SECTIONS, ANNUAL BLUE BOOK 19³⁸.

SECTION	PAGE.
1. Taxes, Duties, Fees, and Other Sources of Revenue	1.
.. 2. Revenue and Expenditure	13.
.. 3. Comparative Yearly Statements of Revenue and Expenditure	21.
.. 4. Recapitulation of Expenditure, shewing Personal Emoluments	25.
.. 5. Assets and Liabilities	33.
.. 6. Public Debt	37.
.. 7. Municipalities and other Local Bodies	41.
.. 8. Public Works	47.
.. 9. Legislation—Laws, Proclamations, &c.	51.
.. 10. Political Franchise	55.
.. 11. Councils and Assemblies	57.
.. 12. Civil Establishment	65.
.. 13. Pensions	83.
.. 14. Foreign Consuls	87.
.. 15. Population and Vital Statistics	89.
.. 16. Ecclesiastical Return	97.
.. 17. Education	99.
.. 18. Government Publications, Newspapers, &c.	103.
.. 19. Currency, Banking, Weights and Measures	105.
.. 20. Imports and Exports	111.
.. 21. Shipping	221.
.. 22. Production and Natural Resources	243.
.. 23. Wages and Cost of Living	251.
.. 24. Gaols and Prisoners	255.
.. 25. Criminal Statistics	263.
.. 26. Hospitals	269.
.. 27. Lunatic Asylum	275.
.. 28. Charitable and Literary Institutions	281.
.. 29. Meteorological Observations	283.
.. 30. Savings Banks and Friendly Societies	287.
.. 31. Government Houses	293.
.. 32. Railways, Tramways, Steamship Services, Roads, Canals, Motor Transport	297.
.. 33. Post, Telegraph and Telephone Statistics	305.
.. 34. Ports and Harbours	313.
.. 35. Air Services	315.

SCHEDULE
OF
TAXES, DUTIES, FEES.

AND OTHER
SOURCES OF REVENUE

SPECIFIED UNDER THE RESPECTIVE LAWS OR AUTHORITIES UNDER
WHICH THEY ARE DERIVED.

1938.

NOTE.—Fees marked thus (*) are paid into the Treasury for public use.

.. .. (†) are received and retained by the Officer.

.. .. (‡) are received by the Treasury but paid to the
Officer or Officers concerned.

INDEX.

	PAGE.		PAGE.
Attorneys' Fees ...	10	Liquor Licences ...	4
Auction Duty ...	5	Marriage Fees ...	7
Auctioneers' Licences ...	4	Medical Practitioners, registration of ...	8
Billiard Licences ...	4	Naturalization Fees ...	7
Births, registration of ...	9	Notarial Fees ...	10
Brewing Duty ...	5	Passport Fees ...	11
Brewing Licences ...	4	Patents ...	5
Clergymen's Fees ...	9	Penguin Egg Licences ...	4
Commonage ...	4	Pilotage Dues ...	6
Companies Fees ...	11	Powder Magazine ...	5
Court Fees ...	9	Probate & Estate Duties ...	8
Customs Overtime Fees ...	6	Royalties ...	5
Customs Warehouse ...	5	Sheriffs' Fees ...	11
Deaths, registration of ...	9	Shipping Fees ...	6
Divorce & Matrimonial Causes ...	10	Slipway Charges ...	11
Dog Licences ...	4	Stanley Rates ...	3
Escheat Ordinance, fees under ...	8	Stanley Water Supply ...	11
Estate, unrepresented ...	8	Tobacco Licences ...	4
Export Duties ...	3	Tonnage Dues ...	5
Firearms, registration of ...	11	Trade Marks ...	5
Harbour Dues ...	5	Tussock Licences ...	4
Import Duties ...	3	Whaling Licences ...	4
Land, registration of ...	8	Wharfage Dues ...	5
Land Surveyors' Fees ...	8	Wrecks Ordinance, fees under ...	6
Licences ...	4		

SPECIFICATION OF TAXES, DUTIES, &c.

*CUSTOMS IMPORT DUTIES.

	RATE.			AUTHORITY.
	£	s.	d.	
On Spirits, not exceeding the strength of proof as ascertained by Sikes's hydrometer and in proportion for any greater strength than strength of proof ...	1	0	0	Ordinances Nos. 8 of 1929, 7 of 1931 and 6 of 1933.
On Wine in Casks ...	3	0		Ordinance No. 6 of 1929.
in reputed quarts ...	6	9		
in reputed pints ...	3	6		
On British Wines, and all other unenumerated and unexempted beverages not liable to spirit duty, in reputed quarts ...	4	6		
On Malt liquor, mum, spruce, cider and perry, in casks ...	6			
in reputed quarts ...	1	0		
in reputed pints ...	6			
On Cigars ...	6	9		
On Cigarettes, cut and manufactured tobacco and snuff ...	4	0		
On all other unexempted tobacco ...	3	0		

Provided that the tariff of import duties on cigars and on cigarettes, cut and manufactured tobacco and snuff shall be at nine-tenths of the aforesaid tariff where such cigars, cigarettes, cut and manufactured tobacco and snuff are manufactured in any part of the British Empire including the Dominions, Colonies and Protectorates and Mandated Territories from tobacco which is the produce of any part of the British Empire, including the Dominions, Colonies and Protectorates and Mandated Territories.

Matches, for every gross of boxes, not exceeding 10,000 matches ...	4	0
for every gross of boxes exceeding 10,000 matches, per 10,000 matches and so in proportion	4	0

Provided that the aforesaid tariff of import duties shall not apply to matches which are manufactured in and consigned from the United Kingdom or any part of the British Empire, including the Dominions, Colonies and Protectorates and Mandated Territories.

TABLE OF EXEMPTIONS.

1. Perfumed Spirits and Cologne Water, Lime Juice, Lemonade, Ginger Ale, Ginger Beer, Soda Water, Potash and all other Mineral Waters.
2. Naptha or Methylic Alcohol in its crude state and not fit for use as a potable spirit or for admixture with a potable spirit.
3. Tobacco forming an ingredient in sheep wash, or hop powder manufactured in bond in the United Kingdom.
4. All articles imported or taken out of bond for the use of His Majesty's Army and Navy.

Military and Naval Departments and messes purchasing any articles whatsoever, duty paid, shall be entitled to have same refunded out of the Public Treasury on the certificate of the Officer in command of any Military or Naval Department, or any of His Majesty's Ships of War.

The Consulates in this Colony of any foreign countries in which is accorded or in which hereafter may be accorded to British Consular Officers the privilege of exemption from Customs duties in respect of official goods imported into such foreign countries by His Majesty's Government for the use of His Majesty's Consulates shall have a like privilege granted to them of exemption from any duties that may be levied in this Colony on goods which may be imported by their respective Governments as *bona fide* official supplies for the use of such Consulates.

(*) CUSTOMS EXPORT DUTIES.

On Wool, for every 25 lbs. or part thereof ...	1	0	Ordinance No. 5 of 1923.
On Guano, for every 100 lbs. or part thereof ...	1	½	"
On Whale and Seal Oil, for every barrel of 40 gallons ...	1	6	Ordinance No. 13 of 1933.

(*) STANLEY RATES.

On the Annual value of all house property in Stanley ...	£	1	9	Ordinance No. 7 of 1928.
----------------------------------------------------------	---	---	---	--------------------------

SPECIFICATION OF TAXES, DUTIES, &c.

	RATE.	AUTHORITY.	
		£	s. d.
(*) LICENCES.			
WHALING:			
For one floating factory and two whale catchers	per annum	200	0 0
For an additional whale catcher employed in connection with vessels operating under principal Licence	per annum	100	0 0
For a licence to employ a spare catcher	per annum	50	0 0
AUCTIONEERS:			
For one year	...	5	0 0
Occasional	...	1	0 0
BILLIARD OR BAGATTELLE:			
For a Billiard Table Licence for six months	each table	2	10 0
BREWING:			
For a licence to brew beer on the premises	per annum	2	0 0
COMMONAGE:			
For any sheep goat or swine	per annum	3	0 0
" " " " " "	per month	5	0
For any bull	per annum	6	0 0
" " " (with sanction of Governor)	...	Free.	
For any horse, mule or cow	per annum	10	0
" " " " " "	per month	1	6
For any calf or foal not exceeding one year	...	Free.	
" " " " " over one year and under two years	per annum	5	0
" " " " " " " " " " " "	per month	1	0
DOG LICENCES:			
Licence to keep a dog	per annum	8	0
" " " " bitch	per annum	12	0
SALES OF LIQUOR:			
For a Publican's Retail Licence	for six months	10	0 0
For a Wholesale Licence	for twelve months	20	0 0
For a Packet Licence	for twelve months	5	0 0
For a Special Licence authorizing premises to be kept open after 10 p.m.	...	10	0
For each hour after midnight	...	5	0
For an Occasional Licence, for place within three miles of a public house and not exceeding three days	per diem	10	0
For an Occasional Licence for any other place	per diem	5	0
SOUTH GEORGIA:			
For a licence to sell liquor:-			
For three months or less	...	10	0 0
For over three months	...	20	0 0
SALES OF TOBACCO:			
For Sales of Tobacco, Cigars and Cigarettes in Stanley or within fifteen miles thereof	...	2	0 0
For Sales of Tobacco, Cigars and Cigarettes outside above limits	...	1	0 0
PESGUIS EGGS:			
For a Licence to take 1,000 eggs in one Season	...	5	0
LAND OWNED BY ALIENS:			
For the registration by any licensed alien of his licence	...	10	0
WIRELESS TELEGRAPHY.			
For a land station	...	1	0 0
For a ship station	...	1	0 0
For an experimental station	...	5	0
For a broadcast receiving station	...	10	0
For a permit to use wireless telegraphy on board ships in harbours of Colony	...	10	0
TUSsock:			
For cutting tussock	per annum	5	0 0
For each additional person employed under the licence in cutting or transporting tussock grass	" "	1	0 0

SPECIFICATION OF TAXES, DUTIES, &c.

	RATE.	AUTHORITY.	
		£	s. d.
(*) ROYALTIES, &c.,			
AUCTION DUTY:			
On sale of fermented or spirituous liquor	... per cent	5	0 0
On sale of all other goods except implements used on agricultural farms, or in horticulture, and biscuit, flour, wheat, maize, pulse, grain, seeds or plants of any kind, or cattle, sheep, horses, or any kind of live animal	... per cent	2	10 0
BREWING:			
On every 36 gallons of worts of a specific gravity of 1030° or any less quantity or gravity	...	6	0
On every 2° in excess of 1030°	...	3	
SAND:			
For every ton of sand removed from the beaches of Stanley Harbour	...	1	0
(*) PATENTS AND TRADE MARKS.			
For the grant and renewal of each Letters Patent	...	1	0 0
For registration of a Trade Mark and issue of a Certificate	...	1	0 0
For entry in the Register of an Assignment or a Transmission of a Trade Mark	...	1	0 0
For renewal of a Trade Mark	...	1	0 0
For cancellation of the registration of a Trade Mark	...	5	0
For a Correction in connection with a Registration of a Trade Mark, or for an Entry in the Register of a change in the name or address of a person registered as the proprietor of a Trade Mark	...	5	0
(*) CUSTOMS BONDED WAREHOUSE.			
For storing dutiable goods, per calendar month or part thereof:			
On packages containing wines, spirits and other liquids not exceeding 10 gallons	...	4	
On packages containing wines, spirits and other liquids exceeding 10 gallons and not exceeding 20	...	8	
Per gallon or fraction thereof in excess of 20 gallons	...	1	
On packages containing cigars, cigarettes and all other tobacco enumerated in the tariff not exceeding 20 lbs	...	4	
Per 5 lbs or part thereof in excess of 20 lbs.	...	1	
NON-DUTIABLE GOODS:			
For receiving and delivering each case, box, keg, or package	...	3	
For storing, after first week, each case, box, keg or package per week	...	1	
(*) POWDER MAGAZINE.			
For storing each barrel or package containing 50 lbs of gunpowder and under for any period not exceeding one month...	...	1	0
For each subsequent month	...	3	
(*) TONNAGE DUES.			
On vessels arriving from any port out of the Colony at any port of the Colony, other than Stanley, for the purpose of landing or receiving cargo	... per ton of registered tonnage	1	0
No vessel is liable to a payment of a larger amount than £10 or in respect of more than two voyages in one calendar year.			
(*) WHARFAGE DUES.			
For one day or any part thereof:-			
Vessels of	2 tons but under 10 tons	...	5 0
" " 10 " " " 20 "	...	7 6	
" " 20 " " " 50 "	...	10 0	
" " 50 " " " 60 "	...	11 0	
" " 60 " " " 70 "	...	12 0	
" " 70 " " " 80 "	...	13 0	
" " 80 " " " 90 "	...	14 0	
" " 90 " " " 150 "	...	15 0	
" " 150 tons and upwards	...	1 0 0	
HARBOUR DUES.			
For permission to moor hulks in Stanley Harbour, for each hulk	...	1	0 0

8
SPECIFICATION OF TAXES, DUTIES, &c.

SPECIFICATION OF TAXES, DUTIES, &c.

	RATE.			AUTHORITY.
	£	s.	d.	
FEEES PAYABLE UNDER THE MARRIAGE ORDINANCE 1902.				
				Ordinance No. 8 of 1902.
				TO WHOM PAYABLE.
(*) Searching the Marriage Register Books: each name within ten years	1	0	0	Treasury.
(†) The same	1	0	0	Minister.
(*) Every year beyond in addition	6			Treasury.
(†) The same	6			Minister.
(†) Copy, certified by Minister, of entry in Registry kept by Minister	2	6		Minister.
(*) MEDICAL PRACTITIONERS.				
Fee for Registration	1	0	0	Ordinance No. 3 of 1914.
(*) PROBATE AND ESTATE DUTIES.				
				Ordinance No. 9 of 1901.
Estate under value of £50	2	0	0	
.. over £50 and under £100	4	0	0	
.. .. £100 £200	12	0	0	
.. .. £200 £500	2	0	0	per cent
.. .. £500 £1000	2	10	0	
.. .. £1000 £5000	3	0	0	
.. of value of £5000 and over	4	0	0	
UNREPRESENTED ESTATE.				
7½% upon the gross amount of the money arising out of the estate				
The above 7½% is applied as follows:-				
(‡) (i) 5% is payable to the Official Administrator				
(*) (ii) 2½% is carried to reserve fund for defraying the incidental expenses necessitated by Ordinance.				
(‡) FEES PAYABLE UNDER THE ESCHEAT ORDINANCE, 1871.				
				Ordinance No. 2 of 1871.
Escheator-General	2	0	0	for each enquiry
Chief Constable	1	6	8	for each summons
Chief Constable	3	0	0	for each juror summoned
(†) LAND SURVEYOR'S FEES.				
				Governor in Council, 7th November, 1899
For marking out on ground the boundaries of original lot as contained in a Crown Grant, or any part more than half, with plan if adjoining a surveyed and enclosed lot or when marks have not been obliterated	2	0	0	
If otherwise	3	3	0	
For marking any division on the ground of a surveyed lot, with plan	2	2	0	
Plan only, shewing boundaries	1	1	0	
Plan shewing positions of houses, fences, drains, &c., according to amount of detail required.				
(one third reduction for two or more lots if contiguous)				
(*) LAND REGISTRATION.				
				Ordinance No. 12 of 1853.
For registration and recording of every instrument of not more than five folios of 72 words each, including receipt and certificate of registry	10	0	0	
For every additional folio of 72 words	1	0	0	
For every search	2	6		
For an attested copy of an extract from any recorded instrument or deposited memorial or notice, for every folio of 72 words	1	0	0	
For an attested copy of an extract from the general index, for every line	6			
For every search or inspection of indexes, recorded instruments, or deposited memorials or notices	2	6		
For comparing, if required, any instrument with the record thereof by reading over the same with the party registering, for every folio of 72 words	2			
For comparing, if required, any copy or extract supplied by the registry office by reading over the same with the party requiring such copy or extract, for every folio of 72 words	2			

	RATE.			AUTHORITY.
	£	s.	d.	
(*) LAND REGISTRATION (continued)				
				Ordinance No. 12 of 1853.
For every other certificate of any description	2	6		
For searching Crown Grant Book	10	0		
For every certified copy of Crown Grant	2	0	0	
REGISTRATION OF BIRTHS AND DEATHS.				
(*) BIRTHS:				
For registering every birth	2	6		
For searching the registry books of births:-				
For each name within ten years	1	0		
For each year beyond in addition	6			
(*) DEATHS:				
For searching the registry books of death:-				
For each name within ten years	1	0		
For every year beyond in addition	6			
For a copy and certificate of each entry in registry books of births and deaths	2	6		
(†) CLERGYMEN'S FEES.				
BAPTISMS:				
For searching the registry books of baptisms:-				
For each name within ten years	1	0		
For every year beyond	6			
BURIALS:				
For searching the registry books of burials:-				
For each name within ten years	1	0		
For every year beyond	6			
For a copy and certificate of each entry in registry books of baptisms or burials	2	6		
COURT FEES.				
(*) CIVIL CAUSES:				
Petition to Court	10	0		
Entering cause, petition or caveat in action book	10	0		
Writ	10	0		
Serving writ in town	2	0		
" " country (and actual cost of service)	2	0		
Entering defence	5	0		
Entering reply	5	0		
Writ of Execution	5	0		
Every oath (except to a juror)	1	0		
Swearing a jury of seven	14	0		
Document exhibited in proof	1	0		
Every person subpoenaed including service in town	2	0		
Rule of Court	10	0		
Withdrawing a jury or referring a cause	10	0		
Recording a verdict or judgment	2	0	0	
Searching record for any one year	2	0		
" " each additional year	1	0		
Copy of any document, trial judgment or cause, per folio	1	0		
Leave to appeal to Privy Council including recognisance and seal of court...	20	0	0	
Taxing costs	5	0		
Reviewing costs	1	0	0	
Warrant: absconding debtor	1	0	0	
Power of Attorney under Seal of the Colony	1	0	0	

Ordinance No. 12 of 1853.

Supreme Court Consolidation Rules, 1922.

10
SPECIFICATION OF TAXES, DUTIES, &c.

	RATE.			AUTHORITY.	
	£	s.	d.		
COURT FEES (continued)					
(*) DIVORCE AND MATRIMONIAL CAUSES:					
For filing petition and entering cause in action book	8	0	Supreme Court Consolidation Rules, 1922.
Citation first	12	0	
Citation second and subsequent	8	0	
Serving citation in town	2	0	
" " in country (and actual cost of service)	2	0	
CITATIONS ABROAD AS CHIEF JUSTICE MAY DIRECT.					
Entering reply	8	0	
Certifying copies of petition	4	0	
Swearing a jury of seven	14	0	
Every person subpoenaed	4	0	
Recording decree	12	0	
Rule nisi	12	0	
Rule absolute	12	0	
Taxing costs	5	0	
(Attorney's fees as in other Civil Causes).					
(*) NOTARIAL.					
Power of Attorney	10	0	
Noting a protest	1	1	0
Extending a protest	2	2	0
Each copy of protest	1	1	0
Protesting Bill of Exchange, Promissory Note	5	0	
(*) ATTORNEY'S FEES.					
Entering action including all instructions and obtaining writ	1	0	0
Preparing case for trial including attendance on plaintiff and witnesses	1	4	0
Any subsequent necessary attendance on client or Registrar or instruction in writing	4	6	
Entering reply or rejoinder	10	0	
Filing a petition, including drawing up, and copy	10	0	
Making a motion or supporting a petition	10	0	
Conducting case, per day, including making payment of all court and jury fees	1	1	0
Watching a case, per day	10	0	
Attending to note judgment if given subsequent to trial	5	0	
Letter before action	2	6	
Copy of any document, per folio	6		
Serving writ in town	2	0	
" " " country, per mile	1	0	
(*) JUDGMENT OBTAINED IN A SUPERIOR COURT.					
On filing Affidavit in support of Application	10	0	
Any other Affidavit	2	6	
On issuing Summons for leave to register	10	0	
Any other summons	5	0	
On the Order for registration	10	0	
On issuing Execution
On a certified copy of Judgment
Other fees the same as those payable under 'Civil Causes'	10	0	

11
SPECIFICATION OF TAXES, DUTIES, &c.

	RATE.			AUTHORITY.		
	£	s.	d.			
(†) SHERIFF'S FEES.						
All expenses in connection with any process and 5% of the value of any property taken up to £100, and 2½% of the value of any property over £100						
(*) REGISTRATION OF COMPANIES FEES.						
For registration of a Company	5	0	Ordinance No. 7 of 1922.	
For registering any document by the first part of the Ordinance dealing with Companies or under the provisions of the Imperial Acts mentioned in the first part of the Ordinance required or authorised to be registered	5	0		
For certified copies of any documents where, by the Ordinance, no specific fee is provided, per folio	1	0		
For certificate of registration of a Company	1	0	0	
Recording abstract of partnership	5	0	0	
Inspection of register	1	0	0	
Certified copy of an abstract	2	10	0	
(*) PASSPORT FEES.						
Passports	15	0	Govt. Notice No. 20 of 19th February, 1932.	
Endorsements	2	0		
Renewals, for each year for which passport is renewed	2	0		
(*) REGISTRATION OF FIREARMS.						
For the registration of any gun or rifle, for every calendar year or part thereof	5	0	Ordinance No. 5 of 1930.	
(*) SLIPWAY CHARGES.						
For the use of the Government Slipway:						
For boats under 10 tons						
Per day	5	0	Notice of 22nd November, 1932 published in Government Gazette of 1st December, 1932.	
„ week	1	0		0
„ month	2	0		0
For other craft						
Per day	1	0	0	
„ week	3	0	0	
„ month	5	0	0	
STANLEY WATER SUPPLY.						
For domestic purposes 1/- for every 20/- of the assessed annual value of private property.						
For other than domestic purposes at a rate to be assessed according to the purpose for which the water is required.						

ABSTRACT
OF THE
REVENUE AND EXPENDITURE
OF
THE COLONY OF THE BALKLAND ISLANDS
FOR THE YEAR
19 38.

Insert the Receipts and Disbursements under the same general heads as are employed in the Estimates.

Such observations as may be sufficient to explain the causes of, and point to remedy for, any deficiency in the Revenue, or excess of the Expenditure, must form the subject of a Special Report to accompany the Blue Book when transmitted to the Secretary of State.

REVENUE.

	£	s.	d.	£	s.	d.
CUSTOMS DUTIES (1)	14447	4	6			
PORT DUES	113.	10	0			
INTERNAL REVENUE	1338	19	1			
FEES, FINES, ETC.	3520	12	5			
INTEREST	14152	15	7			
POST OFFICE	16500	10	6			
TELEGRAPHS AND TELEPHONES	2847	18	6			
RENTS	1127	12	0			
MISCELLANEOUS	2580	2	7			
CONTRIBUTION FROM DEPENDENCIES	4989	11	3			
TOTAL ORDINARY REVENUE				61618	16	5
LAND SALES FUND	8934	2	8			
RESERVE FUND	16000	0	0			
MARINE INSURANCE FUND	193	3	0			
COLONIAL DEVELOPMENT FUND	3200	0	0			
TOTAL EXTRAORDINARY REVENUE				28327	5	0
(1) Import Duties	£7244.	1.	0.			
Export	£7203.	3.	6.			
TOTAL REVENUE...				£ 89946	2	1

EXPENDITURE.

	£	s.	d.	£	s.	d.
PENSIONS	1993	0	11			
THE GOVERNOR	2745	2	9			
COLONIAL SECRETARY	2677	15	10			
TREASURY & CUSTOMS	1827	19	6			
AUDIT	132	19	6			
POST OFFICE	3394	4	8			
WIRELESS & ELECTRICAL	3423	16	0			
HARBOUR	1012	17	5			
LEGAL	116	16	0			
POLICE & PRISONS	975	10	9			
MEDICAL	5322	2	3			
EDUCATION	2833	17	4			
ECCLESIASTICAL	289	0	0			
NATURALIST	38	14	0			
MILITARY	1250	13	11			
AGRICULTURE	6580	3	5			
MISCELLANEOUS	7934	0	6			
PUBLIC WORKS DEPARTMENT	3364	15	9			
PUBLIC WORKS RECURRENT	12248	14	11			
TOTAL ORDINARY EXPENDITURE				58162	5	5
PUBLIC WORKS EXTRAORDINARY	10560	0	2			
COLONIAL DEVELOPMENT FUND	3200	0	0			
APPENDIX - RESERVE FUND	16000	0	0			
TOTAL EXTRAORDINARY EXPENDITURE				29760	0	2
TOTAL EXPENDITURE...				£ 87922	5	7

ABSTRACT
OF THE
REVENUE AND EXPENDITURE
OF
THE DEPENDENCIES OF THE FALKLAND ISLANDS
FOR THE YEAR
19 38.

Insert the Receipts and Disbursements under the same general heads as are employed in the Estimates.

Such observations as may be sufficient to explain the causes of, and point to remedy for, any deficiency in the Revenue, or excess of the Expenditure, must form the subject of a Special Report to accompany the Blue Book when transmitted to the Secretary of State.

REVENUE and EXPENDITURE.

REVENUE.

	£	s.	d.	£	s.	d.
<u>DEPENDENCIES.</u>						
CUSTOMS DUTIES:						
(a) IMPORTS	548	11	7			
(b) EXPORTS	8326	7	2			
PORT & TONNAGE DUES	200	0	0			
INTERNAL REVENUE LICENCES	510	15	0			
FEEs, FINES, ETC.	528	10	6			
RENTS	502	0	0			
MISCELLANEOUS	841	0	8			
TOTAL ORDINARY REVENUE				11457	4	11
RESEARCH FUND	9418	0	8			
TOTAL EXTRAORDINARY REVENUE				9418	0	8
TOTAL REVENUE...	£			20875	5	1

EXPENDITURE.

	£	s.	d.	£	s.	d.
<u>DEPENDENCIES.</u>						
<u>ORDINARY EXPENDITURE.</u>						
<u>Personal:</u>						
South Georgia	1927	1	10			
General	98	19	7			
<u>Other Charges:</u>						
(a) South Georgia	537	1	6			
(b) South Shetlands	-	-	-			
General	8894	2	0			
TOTAL ORDINARY EXPENDITURE				11457	4	11
RESEARCH FUND	48213	5	10			
TOTAL EXTRAORDINARY EXPENDITURE				48213	5	10
TOTAL EXPENDITURE...	£			59670	10	9

COMPARATIVE YEARLY STATEMENTS

OF

REVENUE AND EXPENDITURE.

24

SECTION 4.

Comparative statement of the Estimated and Actual Revenue and Expenditure under various
Heads for the Dependencies for the Year ended 31st December, 1938.

REVENUE.

Receipts.	Estimated 1938.		Amount received to 31st Dec., 1938.		Receipts for same period, 1937.		More than estimated 1938.		Less than estimated 1938.	
	£	s. d.	£	s. d.	£	s. d.	£	s. d.	£	s. d.
1. Customs Duties :										
(a) Imports	530	0 0	548	11 7	712	8 1	18	11 7
(b) Exports	11800	0 0	8326	7 2	8435	13 7	3473	12 10
2. Port & Tonnage Dues	140	0 0	200	0 0	270	0 0	60	0 0
3. Internal Rev. Licences	1160	0 0	510	15 0	566	5 0	649	5 0
4. Fees, Fines, etc.	405	0 0	528	10 6	606	8 4	123	10 6
5. Rents ...	1500	0 0	502	0 0	2251	0 0	998	0 0
6. Miscellaneous	10	0 0	841	0 8	100	0 0	831	0 8
Total Ordinary Revenue £	15545	0 0	11457	4 11	12941	15 0	1033	2 9	5120	17 10
Research Fund			9418	0 8						
£			20875	5 7						

Surplus of Assets on 1st January, 1938.
Research Fund ... £239462 2 7
£239462 2 7.

EXPENDITURE.

Payments.	Estimated 1938.		Amount paid to 31st Dec., 1938.		Payments for same period, 1937.		More than estimated 1938.		Less than estimated 1938.	
	£	s. d.	£	s. d.	£	s. d.	£	s. d.	£	s. d.
1. Personal:-										
South Georgia	1900	0 0	1927	1 10	1766	2 11	27	1 10
General	205	0 0	98	19 7	125	0 0	106	0 5
2. Other Charges:-										
(a) South Georgia	627	0 0	537	1 6	713	0 5	89	18 6
(b) South Shetlands	20	0 0	20	0 0
General	11077	0 0	8894	2 0	10337	11 8	2182	18 0
Total Ordinary Expenditure	13829	0 0	11457	4 11	12941	15 0	27	1 10	2398	16 11
3. Extraordinary:-										
(a) South Georgia
(b) South Shetlands
Miscellaneous
£	13829	0 0	11457	4 11	12941	15 0	27	1 10	2398	16 11
5. Research Fund			48213	5 10						
Total Expenditure ...			£ 59670	10 9						

Surplus of Assets on 31st December, 1938.
Research Fund ... £200666 17 5.

RECAPITULATION

OF

EXPENDITURE.

With personal emoluments distinguished from other charges.

Examined,
A. R. HOARE,
Local Auditor.

M.P. 17231.

W. D. A. JONES,
for Colonial Treasurer.

RECAPITULATION OF EXPENDITURE with personal

19 37.

Heads of Expenditure, as in the Estimates.	19 37.		
	a. Personal Emoluments.	b. Other Charges.	TOTAL.
Pensions	1567. 16. 8.	-	1567. 16. 8.
The Governor	2228. 18. 5.	432. 11. 7.	2661. 10. 0.
Colonial Secretary	2315. 14. 5.	142. 4. 1.	2457. 18. 6.
Treasury & Customs	1508. 6. 8.	37. 11. 0.	1545. 17. 3.
Audit Department	131. 4. 6.	9. 0. 0.	140. 4. 6.
Post Office	559. 18. 11.	4618. 4. 7.	5178. 3. 6.
Electrical & Telegraphs Department.	2000. 7. 1.	1202. 5. 6.	3202. 12. 7.
Harbour Department	540. 0. 0.	317. 15. 1.	857. 15. 1.
Legal	61. 9. 10.	3. 16. 0.	65. 5. 10.
Police & Prisons	970. 11. 0.	45. 19. 4.	1017. 10. 4.
Medical	3751. 5. 3.	1264. 12. 9.	5015. 18. 0.
Education	1998. 15. 3.	610. 14. 8.	610. 14. 8.
Ecclesiastical	14. 0. 0.	275. 0. 0.	289. 0. 0.
Naturalist	114. 7. 0.	1. 10. 6.	115. 17. 6.
Military	295. 9. 3.	861. 19. 8.	1157. 8. 11.
Agriculture	1300. 0. 0.	4703. 1. 11.	6003. 1. 11.
Miscellaneous	-	24884. 6. 10.	24884. 6. 10.
Public Works Department	2976. 9. 3.	637. 19. 5.	3614. 8. 8.
Public Works Recurrent	-	5864. 5. 7.	5864. 5. 7.
Public Works Extraordinary	-	13040. 14. 6.	13040. 14. 6.

emoluments distinguished from other charges.

19 38.

Heads of Expenditure, as in the Estimates.	19 38.			Remarks, if required.
	a. Personal Emoluments.	b. Other Charges.	TOTAL.	
Pensions.	1993. -- 11.	-	1993. -- 11.	Pensions.
The Governor.	2314. 9. --.	430. 13. 9.	2745. 2. 9.	The Governor.
Colonial Secretary.	2349. 17. --	327. 18. 10.	2677. 15. 10.	Colonial Secretary.
Treasury & Customs.	1492. 12. 2.	335. 7. 4.	1827. 19. 6.	Treasury & Customs.
Audit Department.	84. 9. 6.	48. 10. 0.	132. 19. 6.	Audit Department.
Post Office.	603. 15. 4.	2790. 9. 4.	3394. 4. 8.	Post Office.
Electrical & Telegraphs Department.	2016. 4. 4.	1407. 11. 8.	3423. 16. 0.	Electrical & Telegraphs Department.
Harbour Department.	610. 0. 0.	402. 17. 5.	1012. 17. 5.	Harbour Department.
Legal.	115. 0. 0.	1. 16. 0.	116. 16. 0.	Legal.
Police & Prisons.	929. 16. 2.	45. 14. 7.	975. 10. 9.	Police & Prisons.
Medical.	3888. 4. 6.	1433. 17. 9.	5322. 2. 3.	Medical.
Education.	2161. 8. 4.	672. 9. 0.	2833. 17. 4.	Education.
Ecclesiastical.	14. 0. 0.	275. 0. 0.	289. 0. 0.	Ecclesiastical.
Naturalist.	38. 2. 0.	0. 12. 0.	38. 14. 0.	Naturalist.
Military.	93. 13. 8.	1157. 0. 3.	1250. 13. 11.	Military.
Agriculture.	1478. 16. 8.	5101. 6. 9.	6580. 3. 5.	Agriculture.
Miscellaneous.	-	7934. -- 6.	7934. -- 6.	Miscellaneous.
Public Works Department.	2744. 18. 8.	619. 17. 1.	3364. 15. 9.	Public Works Department.
Public Works Recurrent.	-	12248. 14. 11.	12248. 14. 11.	Public Works Recurrent.
Public Works Extraordinary.	-	10560. -- 2.	10560. -- 2.	Public Works Extraordinary.

RECAPITULATION

OF

EXPENDITURE.

With personal emoluments distinguished from other charges.

RECAPITULATION OF EXPENDITURE with personal

Heads of Expenditure, as in the Estimates.	19 37.		
	a. Personal Emoluments.	b. Other Charges.	TOTAL.
DEPENDENCIES.			
South Georgia	1766. 2. 11.	713. 0. 5.	2479. 3. 4.
South Shetlands	-	-	-
General	125. 0. 0.	10337. 11. 8.	10462. 11. 8.

emoluments distinguished from other charges.

Heads of Expenditure, as in the Estimates.	19 38.			Remarks, if required.
	a. Personal Emoluments.	b. Other Charges.	TOTAL.	
DEPENDENCIES.				
South Georgia	2026. 1. 5.	537. 1. 6.	2563. 2. 11.	South Georgia.
South Shetlands	-	-	-	South Shetlands.
General	-	6894. 2. 0.	11457. 4. 11.	General.

ASSETS AND LIABILITIES.

34
STATEMENT OF ASSETS and LIABILITIES

ASSETS.

	£	s.	d.
Advances	1306.	6.	9.
Farm & Building Loans	3357.	13.	4.
Cash Balances	5492.	19.	9.
<u>Market Value of Investments:</u>			
Land Sales Fund 241898. 10. 10.			
Reserve Fund 50878. 9. 2.			
Georgia M.I.F. 180. 2. 3.			
Joint Colonial Fund 7749. 10. 10.	370675	13.	1
	300832.	12.	11.
DEDUCT Balances of Special Funds (Statement "A")	16266.	5.	9.
	2364566.	7.	2.

on the 31st of December, 19 38.

35
LIABILITIES.

	£	s.	d.
Postmaster-General 1035. 17. 10.			
Miscellaneous 3246. 15. 8.	4282.	13.	6.
Reserve Fund	50000.	0.	0.
Georgia Marine Insurance Fund	193.	3.	0.
Remittances	29281.	11.	7.
<u>Surplus of Assets over Liabilities :-</u>			
Land Sales Fund 265265. 11. 8.			
General Revenue Bal. 15543. 7. 5.	280808	19	1
	2364566.	7.	2.

PUBLIC DEBT.



MUNICIPALITIES
AND
OTHER LOCAL BODIES.



42
RETURN of all MUNICIPALITIES, LOCAL

Name of Body.	Authority under which established.	Powers and Duties.	Sources of Revenue. If rates, state amount, and on what class of property (movable or immovable)	Amount of Assessment, whether on annual or capital value of property.
Board of Health, Falkland Islands.	Ordinance, No. 5 of 1894	To control the sanitation of the Falkland Islands.	Nil.	Nil.
Board of Assessors.	Ordinance, No. 7 of 1928	Assessing the rental value of house property in the Town of Stanley.	Nil.	Nil.
Trustees of the Stanley Cemetery.	Ordinance, Nos. 4 & 7 of 1914.	To control the Stanley Cemetery.	Burial Charges dividends on investments and donations.	Nil.
King Edward VII Memorial Hospital Visiting Committee.	Ordinance, No. 2 of 1916	To visit the Hospital and make suggestions for its maintenance and management.	Nil.	Nil.
Public Library and Museum Committee.	Ordinance, No. 4 of 1918	To control the management of the Library and Museum.	Subscriptions and allowance of £50 from Government	Nil.
Public Assistance Committee.	-	For the purpose of considering and dealing with applications for public Assistance.	Allowance of £725 from Government	Nil.

43
BOARDS, and any other Public Bodies in the Colony.

Total Revenue including all Sources.	Expenditure.	*Net Amount of Debt.	Qualifications of Electors and number registered.	Number of Electors voting at the last contested Election, giving name of Municipality, etc., and Ward or District in which Election took place.	Governing Body (Names of, and Mode of appointment.)
Nil.	Nil.	Nil.	-		Senior Medical Officer, President. The two Medical Officers. The Hon. V. A. H. Biggs, Mr. F. G. Langdon, Mr. H. C. Harding, Mr. S. Aldridge, Mrs. C. Henriksen.
Nil.	Nil.	Nil.	-		The Hon. Treasurer. The Director of Public Works. The Hon. V. A. H. Biggs. Mr. R. H. Hannaford. Mr. W. H. Sedgwick.
Nil.	Nil.	Nil.	-		Colonial Secretary, ex-officio. Incumbent, Christ Church Cathedral. Priest of Roman Catholic Chapel. Minister of Baptist Chapel. Hon. L. W. H. Young. Hon. V. A. H. Biggs. Mr. A. Newing. Mr. R. H. Hannaford.
Nil.	Nil.	Nil.	-	Ex-officio unofficial members of Legislative Council. Nominated by the Governor.	Nominated by the Governor. Mr. A. Newing. Mr. R. H. Hannaford. Mrs. J. D. Creamer, C.B.E.
Nil.	Nil.	Nil.	-		Nominated by the Governor. Hon. A. R. Hoare, M.B.E. Mrs. A. Newing. Rev. G. K. Lowe. Mr. W. J. Lewis. Mr. L. Hardy.
					Official. Hon. A. R. Hoare, M.B.E. Mr. V. J. Lellman.
					Unofficial. Mr. G. Brechin. Mr. J. D. McKay. Mrs. W. McLeod.

*This return of Debt should show the same particulars as the Return of Public Debt.

44
RETURN of all MUNICIPALITIES, LOCAL

Name of Body.	Authority under which established	Powers and Duties.	Sources of Revenue. If rates, state amount, and on what class of property (movable or immovable.)	Amount of Assessment and whether on annual or capital value of property.
Visiting Committee, Government School.	-	To visit all the classes, see the children at work, check the attendance registers, and observe the cleanliness, heating and ventilation of the building.	Nil.	Nil.
Permanent Committee on Nutrition.	-	To investigate the question of Nutrition in the Falkland Islands.	Allowance of £250 from Government	Nil.

45
BOARDS, and any other Public Bodies in the Colony.

Total Revenue including all Sources.	Expenditure.	*Net Amount of Debt.	Qualifications of Electors and number registered.	Number of Electors voting at the last contested Election, giving name of Municipality, etc., and Ward or District in which Election took place.	Governing Body (Names of, and Mode of appointment.)
Nil.	Nil.	Nil.	-		Mr. A. Newing. The Revd. W. F. McWhan. Mr. L. A. Sedgwick.
Nil.		Nil.	-		Colonial Secretary. Senior Medical Officer. Director of Education. Hon. L. W. H. Young. Hon. V. A. H. Biggs. Agricultural Adviser. Dental Surgeon. Mr. R. Greenshields. Mr. H. C. Harding. Mr. E. G. Rowe. Mr. L. Sedgwick. Mr. G. Brechin. Mr. A. P. Hardy. Mrs. W. D. A. Jones. Mrs. G. J. Felton. Mrs. J. Robertson. Mrs. A. Newing.

*This return of Debt should show the same particulars as the Return of Public Debt.

PUBLIC WORKS.



48

RETURN of all PUBLIC WORKS, CIVIL ROADS, CANALS, BRIDGES,

49

BUILDINGS, &c., &c., not of a Military Nature, which have been undertaken during the year.

Describe the work and where situated.	Whether constructing or under repair.	Estimated Expense	Authority under which it is executed.
New Roads, etc., in Stanley.	Constructing.	£6280	General Warrant.
Drainage, East end of Township.	Constructing	£240	- do -
New Building for Secretariat and Treasury	Constructing.	£5500	General Warrant £2000 Special Warrant £3500
Quarters for Orderly & Caretaker, Government House.	Constructing.	£890	General Warrant.
Construction of Roads to Canopus Hut and Sapper Hill.	Constructing.	£3200	- do -
Extension of Laundry, K.E.M. Hospital.	Constructing.	£140	- do -
Extension of Garbage Workshop.	Constructing.	£320	- do -
Workshop and Shed Agricultural Station.	Constructing.	£295	- do -
Improvements to Quarantine Station.	Constructing.	£90	- do -

Fund from which the Expense is defrayed.	When commenced	Whether finished or unfinished.	If finished, actual amount of Expenditure.	If unfinished amount of Expenditure up to present date.	Remarks.
Revenue of the Colony	March, 1934.	Finished	£6112. 7s. 9d.	-	Spread over 4 years.
- do -	January, 1938.	Finished.	£238. 18s. 7d.	-	
- do -	January, 1938.	Unfinished.	£5106. 12s. 2d.	1938. £5106. 12s. 2d.	To be completed in February, 1939.
- do -	February, 1938.	Finished.	£858. 13s. 3d.	-	
- do -	January, 1937.	Finished.	£1573. 8. 9. £1547. 1. 0.	1937 1938.	Spread over 2 years.
- do -	November, 1938.	Finished.	£51.		
- do -	November, 1938.	Finished	£248. 11. 1.		
- do -	March, 1938.	Finished.	£176. 9. 0.		
- do -	April, 1938.	Finished	£89. 19. 8.		

LEGISLATION.

SCHEDULE

OF ALL THE

LAWS, PROCLAMATIONS, ORDERS IN COUNCIL, &c.,

WHICH HAVE BEEN PROMULGATED IN THE COLONY
DURING THE YEAR

19 38.

52
LEGISLATION.

Date of the Law, &c.	SUBSTANCE OF THE LAW, &c.	Transmitted to England.
		<u>1938.</u>
4th June	<u>No. 1 of 1938.</u> To legalize certain payments in the year One thousand Nine hundred and Thirty-seven in excess of the Expenditure sanctioned by Ordinance, No. 12 of 1936.	14th July.
4th June	<u>No. 2 of 1938.</u> Relating to the Inspection of Dairies and the Manufacture and Sale of Dairy-Produces.	14th July.
4th June	<u>No. 3 of 1938.</u> To amend the Tariff (Import Duties) Amendment Ordinance, 1933.	14th July.
4th June	<u>No. 4 of 1938.</u> To make provision for Procedure in Civil Courts.	14th July.
4th June	<u>No. 5 of 1938.</u> To provide for the total or partial cessation of Lighting in the Colony by regulation of the Governor in Council on occasions of emergency or public danger or by way of experiment or practice for such occasions.	14th July.
4th June	<u>No. 6 of 1938.</u> To amend the Defence Force Ordinance, 1929.	14th July.
4th June	<u>No. 7 of 1938.</u> To provide for the Registration of Still-Births.	14th July.
4th June	<u>No. 8 of 1938.</u> To establish a Provident Fund for certain Non-Pensionable Employees of the Government.	14th July.
4th June	<u>No. 9 of 1938.</u> To amend the Medical Practitioners, Midwives and Dentists Ordinance, 1914.	14th July.
4th June	<u>No. 10 of 1938.</u> To provide for the safe storage of Petroleum-Spirit.	14th July.
4th June	<u>No. 11 of 1938.</u> To provide for the prohibition by Order of the Governor in Council of the importation into the Colony of any publication.	14th July.
4th June	<u>No. 12 of 1938.</u> To make provision for penalties for seditious offences in the Colony.	14th July.
7th Nov.	<u>No. 13 of 1938.</u> To amend the Tariff Ordinance, 1900, as amended by the Tariff (Export Duties) amendment Ordinances, 1923 and 1924.	12th Dec.
7th Nov.	<u>No. 14 of 1938.</u> To provide for the service of the year, 1939.	9th Nov.

53
LEGISLATION.

Date of the Law, &c.	SUBSTANCE OF THE LAW, &c.	Transmitted to England.
		<u>1938.</u>
7th Nov.	<u>No. 15 of 1938.</u> To give effect to a certain draft Convention adopted by the International Labour Conference relating to an unemployment indemnity for Seamen in the case of loss or foundering of their ship.	12th Dec.
7th Nov.	<u>No. 16 of 1938.</u> To provide for the registration in the Colony of Trade Marks registered in the United Kingdom.	12th Dec.
7th Nov.	<u>No. 17 of 1938.</u> To amend the law relating to the Administration of Justice.	12th Dec.
7th Nov.	<u>No. 18 of 1938.</u> To amend the Tariff Ordinance, 1900, as amended by the Tariff (Import Duties) Amendment Ordinances, 1929, 1931 and 1933.	12th Dec.
	<u>PROCLAMATIONS.</u>	
16th March	<u>No. 1 of 1938.</u> Date of operation of Ordinance, No. 4 of 1937.	27th April.
	<u>ORDERS IN COUNCIL.</u>	
10th March	Prohibition of tear gas into the Colony	27th April.
31st March	Geneva Convention Act, 1937, (Colonies)	F. I. Gazette Vol. XLVII No. 5.
	<u>REGULATIONS.</u>	
22nd Jan.	Whaling (Amendment) Regulations, 1938.	11th March.
10th March	Harbour Regulations, 1938.	27th April.
10th March	Nurse Probationers Regulations, 1938.	27th April.
16th May.	Medical Department Fees Regulations, 1938.	14th July.
17th May.	Dairy-Produces Inspection Regulations, 1938.	24th Sept.
5th July	Medical Department Fees (Amendment) Regulations, 1938.	24th Sept.
28th July	Leave and Passage (Amendment) Regulations, 1938.	9th Nov.

LEGISLATION.

Date of the Law, &c.	SUBSTANCE OF THE LAW, &c.	Transmitted to England.
<u>1938.</u>		<u>1938.</u>
7th October	Whaling (Amendment No. 2) Regulations, 1938.	12th Dec.
10th March	The Board of Health for the Falkland Islands and Dependencies Consolidated Bye-laws, 1937.	27th April.

SECTION 10.

POLITICAL FRANCHISE.

POLITICAL FRANCHISE.

Name of Electoral Division.	Number of Representatives.	Number of Registered Electors at last Election.	Number of Voters at last General Election.	Date of last General Election.	Remarks.
	H	I	L.		

COUNCILS AND ASSEMBLIES.

60
LEGISLATIVE COUNCIL.

RETURN of Members

Name.	Date of appointment or election.	Date of Confirmation, if appointed.	Term, if any, for which elected or appointed.
EX-OFFICIO MEMBERS.			
His Excellency Sir Herbert Henniker Heaton, K.C.M.G.	10th February, 1935.	-	-
Montagu Cecil Craigie-Halkett, C.B.E.	1st January, 1935.	-	-
Malcolm John Stewart (1)	26th October, 1935.	-	-
George Kinneard, M.D., M.C.P.S.	20th January, 1937.	-	-
MEMBERS APPOINTED BY WARRANT.			
George Roberts, I.S.O. (2)	19th May, 1929.	Re-appointed 19th May, 1934.	Five years.
Albert Rawlinson Hoare, M.B.E.	3rd June, 1938.	9th June, 1938.	Five years.
Leonard William Hamilton Young (3)	15th October, 1929.	Re-appointed 15th October, 1934.	Five years.
William Henry Luxton. (4)	1st July, 1934.	22nd August, 1934.	Five years.
Norman Keith Cameron. (5)	6th May, 1935.	3rd May, 1935.	Five years.
Vincent Arthur Henry Biggs.	6th May, 1935.	3rd May, 1935.	Five years.

- (1) On leave of absence from 19th May to 15th November. Transferred to Sierra Leone as from 16th November.
- (2) Left the Colony on retirement from Public Service, 14th July.
- (3) On leave of absence from 11th March to 18th November.
- (4) Resigned appointment 9th May.
- (5) On leave of absence from 10th April to 19th November.

61
LEGISLATIVE COUNCIL.

composing the Legislative Council.

Qualification, if any.	Payment, if any, to Member.	If elected, from what source Election Expenses are paid.	Whether holding any and what other Civil or Military Office.
-	-	-	Governor and Commander-in-Chief.
-	-	-	Colonial Secretary.
-	-	-	Colonial Treasurer.
-	-	-	Senior Medical Officer.
-	-	-	Director of Public Works.
-	-	-	Superintendent of Education.
-	-	-	-
-	-	-	-
-	-	-	-
-	-	-	-

RETURN of Members

Names.	When Elected.	For what place.	Term, if any, for which Elected.
	H	I	L

of the Assembly.

Qualification.	Payment, if any, to Member.	From what source Election Expenses are Paid.	Whether holding any and what Office, Civil or Military.
	H	I	L

CIVIL ESTABLISHMENT

OF

THE COLONY OF THE FALKLAND ISLANDS AND DEPENDENCIES.

FOR THE YEAR

19³⁸.

Insert the several Establishments of Government, arranged according to the classification in the Estimates, including every individual employed, with all the particulars specified in the several columns of the Return relative to the nature of their Duties, their Emoluments, Length of Service, &c. It is important that the full Christian Names should in every case be given.

The table should be followed by an Alphabetical List of all the Officers, showing the Page in which their Office is described.

Under "Remarks" should be explained the nature of the duties performed by those Officers the designation of whose Office does not sufficiently explain the functions attached to them.

The names of permanent holders of Offices alone are to be inserted in the columns. If an office has been filled during the year, or any portion of it, by an acting officer, the fact may be noted in the space for "Remarks".

LIST OF OFFICES.

Name of Officer.	Office.	Page in which his office is described.
Aldridge, Miss D.	Nurse-Probationer.	77
Aldridge, L. W.	Clerk, Colonial Secretary's Office.	69
Allan, C. G.	Head Printer.	70
Atkins, S.	Operator, 2nd Class, South Georgia.	82
Barles, W.	Magistrate, South Georgia.	81
Bennett, A. G.	Customs Officer.	71
Bennett, H.	Mail Officer.	71
Betts, C.	Serjeant.	79
Biggs, B. H.	Clerk, Medical Department.	77
Biggs, H.	Junior Electrician.	72
Biggs, T.	Clerk, Public Works Department.	80
Biggs, W.	Caretaker, K.E.M. Hospital.	77
Binnie, W.	Dairymen.	80
Blyth, J.	Assistant Engineer.	73
Bound, H. L.	Clerk, Treasury.	71
Bound, J.	Clerk, Post Office.	71
Browell, S. E.	Constable, South Georgia.	82
Carey, Miss E. M.	Postmaster.	71
Carr, A. R.	Customs Officer.	71
Challen, G. L.	General Foreman of Works.	81
Cowan, D. K.	Medical Officer.	75
Craigie-Halkett, H. C.	Colonial Secretary.	69
Dallie, G. L.	2nd Assistant Master, Government School.	78
Devison, Miss W. E.	Assistant Mistress, Government School.	78
Dickson, C.	Caretaker, Medical Officers Quarters, Fox Bay.	77
Dixon, E. V.	Storekeeper, Public Works Department.	80
Fleuret, A. I.	Assistant Colonial Secretary and Adjutant, Defence Force.	69 & 79
Fleuret, B.	Common Ranger.	80
Fleuret, D.	Constable.	75
Fuhlanderff, Miss E. H.	Junior Nurse.	76
Gleadall, L.	Clerk, Electrical Department.	73
Gyleron, W. J.	Second Assistant Printer.	70
Hamilton, J. E.	Naturalist.	79 & 82
Headford, E.	Orderly & Caretaker, Government House.	69
Headford, Miss R. M.	Telephone Operator.	73
Henderson, J. B.	Medical Officer.	76
Humph, T. H. H.	Engineer.	73
Humphreys-Boston, H., K.C.M.G.	Governor and Commander-in-Chief and Judge of Supreme Court.	69 & 74

LIST OF OFFICERS.

Name of Officer.	Office.	Page in which his office is described.
Hills, A. H.	Water Bailiff, Public Works Department.	81
Hirtle, Miss E.	Clerk, Colonial Secretary's Office.	70
Hirtle, W.	Travelling Teacher.	78
Hoare, A. R., M.B.E.	Superintendent of Education and Local Auditor.	71 & 77
Hooley, Mrs. E.	Gaol Matron.	74
Hooley, J. C.	Travelling Teacher.	78
Hooley, S. H.	Chief Constable and Gaoler.	74
Hooley, T. V.	Operator, Second Class.	72
Jones, Mrs. J. B.	Assistant Mistress, Government School.	78
Jones, W. D. A.	Chief Clerk, Treasury & Customs and Registrar, Supreme Court.	70 & 74
Kelway, G.	Engineer, G.L. "Penguin".	74
King, A. B.	Caretaker, Town Hall.	81
King, F.	Carpenter, Public Works Department.	81
Kinneard, G.	Senior Medical Officer.	75
Lanning, G.	Operator, 2nd Class.	72
Lanning, J. P.	Constable.	75
Lees, D.	Foreman Carpenter, Public Works Department.	81
Lees, Miss M.	Telephone Operator.	73
Lellman, E. P.	2nd Clerk, Treasury.	70
Lellman, E. T.	Travelling Teacher.	78
Lellman, R. T.	Dental Apprentice.	77
Lellman, V. J.	Chief Clerk, Public Works Department.	80
Marshall, S.	Inspector of Stock.	79
McAtasney, Miss D.	Nurse-Probationer.	73 & 76
McLaren, R.	Junior Operator.	72
Mercer, A.	Supervisor, Electrical & Telegraphs Department.	72
Mercer, J.	Operator, 1st Class, South Georgia.	82
Miller, Miss M. S. J.	Junior Nurse.	76
Miller, T. K.	Assistant Master, Government School.	77
Myles, W. B.	Operator, 2nd Class.	72
Norris, J.	Constable.	75
O'Sullivan, F. T. J.	Assistant Customs Officer, South Georgia.	82
Paice, Miss M. A.	Probationer, King Edward Memorial Hospital.	76
Pallini, G. L.	Driver Mechanic.	81
Pettersson, Miss K. M.	Clerk, Agricultural Department.	80

58
LIST OF OFFICERS.

Name of Officer.	Office.	Page in which his office is described.
Ratcliffe, A. E.	Tugmaster and Government Pilot.	73
Ratcliffe, H.	Deckhand, G.L. "Penguin".	74
Reive, Miss G. E.	Nursing Sister.	76
Roberts, G.	Director of Public Works.	80
Roberts, G. G. T.	Second Clerk, Public Works Department.	80
Robinson, P.	Assistant Master, Government School.	77
Rumbolds, W. C.	Customs Officer, South Georgia.	84
Sedgwick, H. H.	Assistant Printer.	70
Sheppard, C. F.	Drill and Physical Training Instructor.	79
Slade, H. E.	Electrician.	72
Smith, Miss E.	Assistant Teacher, Government School.	78
Smith, Miss C. R.	Assistant Mistress, Government School.	78
Steen, Miss H. F.	Nurse-Probationer.	76
Stewart, H. J.	Treasurer and Collector of Customs, Magistrate and Registrar-General.	70 & 71
Still, W. H. R.	Dental Surgeon.	76
Summers, E. H.	Sanitary Carter.	81
Summers, J. F.	Sexton.	79
Swain, E.	Constable	75
Turner, J.	Dental Mechanic.	77
Weir, D. S. A.	Agricultural Adviser.	79

59

Office. <small>In cases where the selection does not rest with the Governor or where the appointment is made under any instrument, this should be stated.</small>	Name.	Date of Appointment and date of First Appointment under the Colonial Government.	Annual Salary showing separately amount of fees received during year, if any.	Whether the Principal be allowed a House or Quarters for his personal Residence; and what Allowances, if any, for Rent, or as Personal Allowance, or for any other purpose.
THE GOVERNOR.				
Governor and Commander-in-Chief. (Appointed by His Majesty the King by Commission.)	His Excellency Sir Herbert Henniker Heaton, K.C.M.G.	3rd January, 1935.	£1500.	Government House and Duty Allowance £350.
Gardener	(Vacant)	-	£200	Furnished quarters and fuel allowance.
Orderly and Caretaker.	Edward Headford.	1st June, 1935. 1st November, 1921.	£150.	Uniform, unfurnished quarters and fuel allowance.
COLONIAL SECRETARY.				
Colonial Secretary.	Montagu Cecil Craigie-Walkott, C.B.E. (1)	1st January, 1935. 25th March, 1897.	£800	Furnished quarters and fuel allowance plus £100 personal.
Assistant Colonial Secretary and Clerk of Councils.	Arthur Isidore Fleuret. (2)	1st January, 1937. 1st December, 1912.	£400.	-
Clerks	Lawrence Walter Aldridge (3)	1st January, 1928. 1st May, 1920.	£240	-
	(Vacant)	-	£240	-

REMARKS.

- (1) Deputy for the Governor from 10th February to 2nd March, 19th May to 3rd June and 22nd November to 2nd December.
- (2) Acted as Magistrate from 20th May to 26th September. Is also Adjutant, Falkland Islands Defence Force and Aide-de-Camp to His Excellency the Governor.
- (3) On leave of absence from 11th March to 25th October.

NOTE.—Christian Names to be given in Full.

Show by means of asterisks and other signs (with footnotes) (a) in Column 1, whether the Office is held in conjunction with any other office; (b) in Column 4, Amount of fees drawn during the year; and (c) in Column 4, whether the Officer enjoys any other advantage or profit.

Office. In cases where the selection does not rest with the Governor or where the appointment is made under any instrument, this should be stated.	Name.	Date of Appointment and date of First Appointment under the Colonial Government.	Annual Salary showing separately amount of fees received during year, if any.	Whether the Principal be allowed a House or Quarters for his personal Residence; and what Allowances, if any, for Rent, Personal Allowance, or for any other purpose.
COLONIAL SECRETARY. (Continued)				
Clerk	Miss Edna Hirtle (1)	4th January, 1935.	\$100	-
Head Printer	Charles Goss Allen (2)	1st May, 1921. 4th March, 1908.	\$280	-
Assistant Printer.	Henry Horace Sedgwick(3)	20th March, 1927. 7th April, 1920.	\$200	-
Second Assistant Printer.	William John Grierson.	1st January, 1933. 1st January, 1927.	\$150	-
TREASURY AND CUSTOMS.				
Treasurer and Collector.	Malcolm John Stewart (4)	26th October, 1935.	\$750	Unfurnished quarters and fuel allowance.
Chief Clerk	Wilfred David Arnold Jones. (5)	20th September 1928. 5th January, 1938.	\$350 (a) 10s.6d.	\$100 as Registrar Supreme Court; and Clerk to Registrar General
Second Clerk	Edward Francis Lellman.	1st February, 1936. 14th July, 1934.	\$140	-

REMARKS.

- (a) Shipping Overtime.
 (1) Acted as Clerk, Grade II. Secretariat, from 11th March to 25th October.
 (2) On leave of absence from 10th April to 4th October.
 (3) Acted as Head Printer from 10th April to 4th October.
 (4) Is also Manager, Savings Bank, Magistrate and Registrar-General, etc. Resigned Command of Defence Force from 18th January. On leave of absence from 19th May to 15th November. Transferred to Sierra Leone 16th November.
 (5) Officer-in-Charge, Treasury and Customs Department and acted as Registrar-General from 20th May to 31st December.

NOTE.—Christian Names to be given in Full.

Show by means of asterisks and other signs (with footnotes) (a) in Column 1, whether the Office is held in conjunction with any other office; (b) in Column 4, Amount of fees drawn during the year; and (c) in Column 5, whether the Officer enjoys any other advantage or profit.

Office. In cases where the selection does not rest with the Governor or where the appointment is made under any instrument, this should be stated.	Name.	Date of Appointment and date of First Appointment under the Colonial Government.	Annual Salary showing separately amount of fees received during year, if any.	Whether the Principal be allowed a House or Quarters for his personal Residence; and what Allowances, if any, for Rent, or as Personal Allowance, or for any other purpose.
TREASURY AND CUSTOMS. (Continued)				
Customs Officer.	Arthur George Bennett. (1)	1st October, 1911.	\$210. (a) \$11.17.9.	Unfurnished quarters, uniform and fuel allowance.
	Alan Robert Carr.	9th September, 1938.	\$200 (a) \$11.13.6.	- do -
Clerk	Horace Leslie Bound. (2)	1st February, 1937.	\$55.	-
AUDIT.				
Local Auditor.	Albert Rawlinson Hoare. (3)	1st April, 1928. 7th August, 1915.	\$100 (b)	See under Education.
Clerk.	(Vacant)	-	\$150 (b)	-
POST OFFICE.				
Postmaster	Miss Ellen Maud Carey.	1st January, 1934. 1st May, 1905.	\$330	Personal Allowance \$50.
Clerk.	John Bound	16th August, 1937. 1st March, 1936.	\$110.	-
Mail Officer	Harold Bennett	1st March, 1936. 1st April, 1932.	\$80	-

REMARKS.

- (a) Shipping Overtime. (b) Salary apportioned equally between Colony and Dependencies.
 (1) On leave of absence on final retirement from Public Service from 12th August to 3rd November. Receives \$50 from Head XV. and \$125 from Head I. Dependencies as Acting Government Naturalist.
 (2) Acted as Second Clerk from 10th April to 4th October.
 (3) Is also Superintendent of Education.

NOTE.—Christian Names to be given in Full.

Show by means of asterisks and other signs (with footnotes) (a) in Column 1, whether the Office is held in conjunction with any other office; (b) in Column 4, Amount of fees drawn during the year; and (c) in Column 5, whether the Officer enjoys any other advantage or profit.

Office. In cases where the selection does not rest with the Governor or where the appointment is made under any Instrument, this should be stated.	Name.	Date of Appointment and date of First Appointment under the Colonial Government.	Annual Salary showing separately amount of fees received during year, if any.	Whether the Principal be allowed a House or Quarters for his personal Residence; and what Allowances, if any, for Rent, Personal Allowance, or for any other purpose.
ELECTRICAL AND TELEGRAPHS.				
Supervisor.	Alexander Mercer.	1st January, 1937. 19th January, 1920.	£410.	-
Stanley Station.				
Operators, 2nd Class.	Trevor Vernon Hoolley. (1)	1st January, 1929. 2nd February, 1922.	£200	Free quarters, fuel and light at W/T Station.
	George Lanning.	1st January, 1929. 11th June, 1925.	£200	-
Junior Operator.	Rueben McLaren.	1st January, 1933. 1st May, 1930.	£100	-
Fox Bay Station.				
Operator, 2nd Class.	William Bleaker Myles.	25th November, 1924.	£200 (a) 10s.	Free uniform, quarters, light and fuel. as Clerk in Charge of Post Office, Fox Bay.
ELECTRICAL.				
Electrician	Harry Edward Slade.	1st January, 1935. 1st January, 1929.	£180	-
Junior Electrician.	Michael Biggs.	1st January, 1937.	£140	-

REMARKS.

- (a) Shipping Overtime.
- (1) On leave of absence from 10th April to 4th October.

NOTE.—Christian Names to be given in Full.

Show by means of asterisks and other signs (with footnotes) (a) in Column 1, whether the Office is held in conjunction with any other office; (b) in Column 4, Amount of fees drawn during the year; and (c) in Column 5, whether the Officer enjoys any other advantage or profit.

Office. In cases where the selection does not rest with the Governor or where the appointment is made under any Instrument, this should be stated.	Name.	Date of Appointment and date of First Appointment under the Colonial Government.	Annual Salary showing separately amount of fees received during year, if any.	Whether the Principal be allowed a House or Quarters for his personal Residence; and what Allowances, if any, for Rent, or any other purpose.
ELECTRICAL AND TELEGRAPHS. (Continued)				
Electrical.				
Clerk.	Leslie Gleadoll	16th August, 1937.	£53.	-
Telephones.				
Operators	Miss Rosina May Headford.	1st July, 1935.	£74. 10.	-
	Miss Doreen McAtasney (1)	1st September 1935.	£74. 10.	-
	Miss Mildred Lees	1st May, 1938.	£60	-
Electric Lighting.				
Engineman	Thomas Henry Harrison Hennes (2)	1st January, 1930.	£250	-
Assistant Engineman	John Blyth (3)	1st January, 1930.	£150.	-
HARBOUR.				
Harbour Master.	(Vacant)	-	-	Duties performed by Director of Public Works without additional remuneration.
Trimaster and Government Pilot.	Albert Edward Ratcliffe.	1st January, 1930. 1st January, 1922.	£190	Uniform.

REMARKS.

- (1) Appointed Nurse-Probationer with effect from 1st May.
- (2) On leave of absence from 10th April to 4th October.
- (3) Acted as Engineman from 10th April to 4th October.

NOTE.—Christian Names to be given in Full.

Show by means of asterisks and other signs (with footnotes) (a) in Column 1, whether the Office is held in conjunction with any other office; (b) in Column 4, Amount of fees drawn during the year; and (c) in Column 5, whether the Officer enjoys any other advantage or profit.

Office. In cases where the selection does not rest with the Governor or where the appointment is made under any Instrument, this should be stated.	Name.	Date of Appointment and date of First Appointment under the Colonial Government.	Annual Salary showing separately amount of fees received during year, if any.	Whether the Principal be allowed a House or Quarters for his personal Residence, and what Allowances, if any, for Rent, or a Personal Allowance, or for any other purpose.
HARBOUR. (Continued)				
Deckhand.	Howard Ratcliffe.	20th January, 1918.	£170.	Uniform.
Engineer	George Kelway	1st January, 1927.	£200	Uniform, unfurnished quarters and fuel allowance. £24 as Caretaker of Fire Engine.
LEGAL.				
Judge of the Supreme Court	His Excellency the Governor.	-	-	-
Registrar, Supreme Court Allowance to.	Wilfred David Arnold Jones. (1)	14th October, 1937.	£100	-
Magistrate and Registrar General.	Malcolm John Stewart (2)	24th December, 1935.	-	Duties performed by Treasurer and Collector of Customs without additional remuneration.
POLICE AND PRISONS.				
Chief Constable and Geol. Genl.	Samuel Harris Hooley. (3)	13th March, 1930. 19th February 1912.	£250	Uniform, unfurnished quarters and fuel allowance.
Geol. Matron	Mrs Ema Hooley.	13th March, 1930.	£48	-

REMARKS.

- (1) Is also Chief Clerk, Treasury and Customs and official Administrator.
 (2) Is also Treasurer and Collector of Customs, Manager, Savings Bank, etc. On leave of absence from 19th May to 15th November.
 Transferred to Sierra Leone on 16th November.
 (3) Is also Sanitary Inspector.

NOTE.—Christian Names to be given in Full.

Show by means of asterisks and other signs (with footnotes) (a) in Column 1, whether the Office is held in conjunction with any other office; (b) in Column 4, Amount of fees drawn during the year; and (c) in Column 5, whether the Officer enjoys any other advantage or profit.

Office. In cases where the selection does not rest with the Governor or where the appointment is made under any Instrument, this should be stated.	Name.	Date of Appointment and date of First Appointment under the Colonial Government.	Annual Salary showing separately amount of fees received during year, if any.	Whether the Principal be allowed a House or Quarters for his personal Residence, and what Allowances, if any, for Rent, or a Personal Allowance, or for any other purpose.
POLICE AND PRISONS. (Continued)				
Constables.	Emmanuel Swain (1)	2nd September 1925. 7th August, 1919.	£150 (a) £33.19.9.	Uniform, unfurnished quarters and fuel allowance. £12 as Charge Allowance to Senior Constable.
	James Norris	16th October, 1929.	£150 (a) 6s.9d.	Uniform, unfurnished quarters and fuel allowance.
	Joseph Peter Manning.	1st January, 1932.	£150 (a) £2.8.9.	- do -
	Douglas Fleuret.	1st August, 1935.	£140 (a) 4s.6d.	Uniform, fuel and £36 per annum House Allowance.
MEDICAL.				
Senior Medical Officer.	George Kinneard, M.D., M.C.P.S. (2)	20th January 1937.	£800	£200 Allowance in lieu of private practice. Free unfurnished quarters and fuel allowance.
Medical Officers.	David Kellock Cowan, L.R.C.P. & S., L.D.S., R.C.S.	5th December, 1936.	£630	Free unfurnished quarters and fuel allowance.

REMARKS.

- (a) Shipping Overtime.
 (1) Acted as Customs Officer from 12th August to 8th September.
 (2) Is also Medical Officer to the Falkland Islands Defence Force.

NOTE.—Christian Names to be given in Full.

Show by means of asterisks and other signs (with footnotes) (a) in Column 1, whether the Office is held in conjunction with any other office; (b) in Column 4, Amount of fees drawn during the year; and (c) in Column 5, whether the Officer enjoys any other advantage or profit.

Office. In cases where the selection does not rest with the Governor or where the appointment is made under any Instrument, this should be stated.	Name.	Date of Appointment and date of First Appointment under the Colonial Government.	Annual Salary showing separately amount of fees received during year, if any.	Whether the Principal be allowed a House or Quarters for his personal Residence; and what Allowances, if any, for Rent, or as Personal Allowance, or for any other purpose.
MEDICAL. (Continued)				
Medical Officers.	John Banks Henderson, M.B., Ch.B. (1)	26th October, 1935.	£650	Free unfurnished quarters and fuel allowance.
Dental Surgeon.	William Henry Roland Still, L.D.S., R.C.S.	17th February, 1937.	£620	- do -
Nurse-Matron	Miss Gertrude Ellen Reive.	15th July, 1935. 13th June, 1928.	£210.	Quarters in Hospital.
Nursing Sister.	(Vacant)	-	£160	- do -
Junior Nurses	Miss Mary Sarah Jane Miller.	7th March, 1935. 13th June, 1932.	£72	- do -
	Miss Elvira Hadassah Puhlendorff. (2)	9th October, 1936. 9th November 1933.	£66	- do -
Nurse-Probationers.	Miss Nellie Francis Steen (3)	9th July, 1936.	£36	- do -
	Miss Mary Ann Price. (4)	1st May, 1937.	£36	- do -
	Miss Doreen McAtasney.	1st May, 1938.	£36	- do -

REMARKS.

- (1) Is Medical Officer, West Falklands. On leave of absence from 9th November to 31st December. Tr
 (2) Left Colony to take up training in United Kingdom 4th April, 1937.
 (3) Resigned 30th April.
 (4) Resigned 30th April.

NOTE.—Christian Names to be given in Full.

Show by means of asterisks and other signs (with footnotes) (a) in Column 1, whether the Office is held in conjunction with any other office; (b) in Column 4, Amount of fees drawn during the year; and (c) in Column 4, whether the Officer enjoys any other advantage or profit.

Office. In cases where the selection does not rest with the Governor or where the appointment is made under any Instrument, this should be stated.	Name.	Date of Appointment and date of First Appointment under the Colonial Government.	Annual Salary showing separately amount of fees received during year, if any.	Whether the Principal be allowed a House or Quarters for his personal Residence; and what Allowances, if any, for Rent, or as Personal Allowance, or for any other purpose.
MEDICAL. (Continued)				
Nurse-Probationers.	Miss Dorothy Aldridge	1st May, 1938.	£36	Quarters in Hospital.
Dental Mechanic.	John Turner	1st January, 1929. 20th October 1922.	£190.	-
Clerk	Bernard Noel Biggs.	1st May, 1934. 1st November 1930.	£110	-
Dental Apprentice	Russel Thomas Rollman.	3rd May, 1934.	£56	-
Caretakers	William Biggs	7th August, 1936.	£126	-
	Charles Dickson (1)	1st April, 1938.	£108.	Free quarters and fuel
EDUCATION.				
Superintendent of Education and Head Master.	Albert Rawlinson Hoare, M.B.E.	7th August, 1915.	£600	Free unfurnished quarters and fuel allowance £100 allowance as Local Auditor.
Assistant Master.	Thomas Hirsopp Miller (2)	22nd August, 1935.	£350	-
	Peter Robinson	25th August, 1938.	£350	-

REMARKS.

- (1) Is Caretaker, Medical Officer's quarters, Fox Bay.
 (2) On leave of absence on completion of Agreement from 22nd August to 31st December.

NOTE.—Christian Names to be given in Full.

Show by means of asterisks and other signs (with footnotes) (a) in Column 1, whether the Office is held in conjunction with any other office; (b) in Column 4, Amount of fees drawn during the year; and (c) in Column 4, whether the Officer enjoys any other advantage or profit.

Office. In cases where the selection does not rest with the Governor or where the appointment is made under any Instrument, this should be stated.	Name.	Date of Appointment and date of First Appointment under the Colonial Government.	Annual Salary showing separately amount of fees received during year, if any.	Whether the Principal be allowed a House or Quarters for his personal Residence, and what Allowances, if any, for Rent, or as Personal Allowance, or for any other purpose.
EDUCATION. (Continued)				
Assistant Mistresses.	Mrs. Johanna Bremner Jones. (1)	8th April, 1935. 19th September 1931.	£240	-
	Miss Winifred Eleanor Davison.	9th Sept. 1938.	£240	-
	Miss Clive Robertson Smith.	9th Sept. 1938.	£240	-
Second Assistant Master.	George Lionel Dailie.	25th May, 1936. 4th March, 1930.	£248.	-
One Assistant Teacher	Elizabeth Smith.	1st April, 1936.	£110	-
Travelling Teachers.	Francis Theodore Lellman.	18th June, 1935.	£146	Board and lodging by Farmers.
	Jack Clinton Hooley.	16th July, 1935.	£146	- do -
	Wallace Hirtle.	9th July, 1936.	£120	- do -
	(Vacant)	-	£100	- do -
	(Vacant)	-	£100	- do -

REMARKS.

(1) Resigned

NOTE.—Christian Names to be given in Full.

Show by means of asterisks and other signs (with footnotes) (a) in Column 1, whether the Office is held in conjunction with any other office; (b) in Column 4, Amount of fees drawn during the year; and (c) in Column 4, whether the Officer enjoys any other advantage or profit.

Office. In cases where the selection does not rest with the Governor or where the appointment is made under any Instrument, this should be stated.	Name.	Date of Appointment and date of First Appointment under the Colonial Government.	Annual Salary showing separately amount of fees received during year, if any.	Whether the Principal be allowed a House or Quarters for his personal Residence, and what Allowances, if any, for Rent, or as Personal Allowance, or for any other purpose.
ECCLESIASTICAL.				
Sexton	John Falkland Summers (1)	1st September 1893.	£14	-
	Charles Betts	1st November 1938.	£14	-
NATURALIST.				
Naturalist	James Erik Hamilton (2)	1st June, 1921. 10th November 1919.	-	-
MILITARY.				
Adjutant, Allowance to.	Arthur Isadore Fleuret.	26th Sept. 1935.	£50	-
Drill and Physical Training Instructor.	Colour Sergeant Charles Frederick Sheppard, R.M.	19th November 1938.	£250	Free furnished quarters and fuel allowance.
AGRICULTURAL.				
Agricultural Adviser.	David Samuel Angus Weir.	10th Sept. 1936.	£700	Free furnished quarters, fuel allowance free lighting and Horse allowance
Inspector of Stock.	Stuart Marshall. (3)	21st January 1937.	£350	-

REMARKS.

- (1) Resigned 31st October.
 (2) Mr. J. E. Hamilton, substantive holder, seconded for service with "Discovery" Committee. Mr. A. G. Bennett acting with special allowance of £50. (See also under Head Dependencies.)
 (3) Is also Commanding Officer, Falkland Islands Defence Force.

NOTE.—Christian Names to be given in Full.

Show by means of asterisks and other signs (with footnotes) (a) in Column 1, whether the Office is held in conjunction with any other office; (b) in Column 4, Amount of fees drawn during the year; and (c) in Column 4, whether the Officer enjoys any other advantage or profit.

Office. In cases where the selection does not rest with the Governor or where the appointment is made under any Instrument, this should be stated.	Name.	Date of Appointment and date of First Appointment under the Colonial Government.	Annual Salary showing separately amount of fees received during year, if any.	Whether the Principal be allowed a House or Quarters for his personal Residence; and what Allowances, if any, for Rent, or a Personal Allowance, or for any other purpose.
AGRICULTURAL. (Continued)				
Common Ranger	Bertie Fleuret.	23rd September 1935.	\$160	-
Dairyman	William Nathaniel Binnie.	1st January, 1938.	\$120	-
Clerk	Kathleen Millicent Pettersson. (1)	1st January, 1937. 1st January, 1931.	\$110	-
PUBLIC WORKS.				
Director of Public Works.	George Roberts I.S.O. (2)	12th April, 1928.	\$700	Unfurnished quarters and fuel allowance.
Chief Clerk	Victor Joseph Lellman (3)	9th January, 1937. 1st January, 1928.	\$230 (a) \$14.	Use of three unfurnished quarters.
Second Clerk	Gordon Roberts (4)	9th January, 1937. 1st December 1930.	\$160	-
Storekeeper	Ernest Vine Dixon.	1st July, 1928. 11th December 1925.	\$190	-
Clerk	Terence Riggs	1st February 1937.	\$65.	-

REMARKS.

- (a) Shipping Overtime.
- (1) Resigned 12th December.
- (2) Left the Colony on retirement from Public Service 14th July. Is also Harbour Master, Registrar of Shipping, Receiver of Wrecks, etc.
- (3) Acted as Registrar of Shipping and Harbour Master from 15th July to 31st December. Officer-in-Charge, Public Works Department from 15th July to 31st December. Is also Shipping Master.
- (4) Resigned 12th July.

NOTE.—Christian Names to be given in Full.

Show by means of asterisks and other signs (with footnotes) (a) in Column 1, whether the Office is held in conjunction with any other office; (b) in Column 4, Amount of fees drawn during the year; and (c) in Column 4, whether the Officer enjoys any other advantage or profit.

Office. In cases where the selection does not rest with the Governor or where the appointment is made under any Instrument, this should be stated.	Name.	Date of Appointment and date of First Appointment under the Colonial Government.	Annual Salary showing separately amount of fees received during year, if any.	Whether the Principal be allowed a House or Quarters for his personal Residence; and what Allowances, if any, for Rent, or a Personal Allowance, or for any other purpose.
PUBLIC WORKS. (Continued)				
General Foreman of Works.	Gordon Leslie Challen (1)	1st June, 1928.	\$310	-
Foreman Carpenter	David Lees	1st July, 1925. 11th January 1912.	\$250	-
Carpenter	Frederick King.	10th Sept. 1932.	\$200	-
Driver Mechanic	George Louis Pallini (2)	1st January, 1931.	\$190	-
Caretaker, Town Hall.	Albert Bertram King (3)	1st January 1918. 1st January, 1904.	\$200	-
Water Bailiff.	Albert Henry Hills.	1st January 1931.	\$250	-
Sanitary Carter.	Edward Noah Summers.	1st October, 1925.	\$160	-
DEPENDENCIES.				
Magistrate, South Georgia	William Barlas (4)	27th Sept. 1928. 10th Nov. 1908.	\$550	Furnished quarters, light fuel and Duty allowance \$100.
Customs Officer.	William Charles Humbolds. (5)	1st October 1932. 20th Dec, 1923.	\$250 (a) \$43.16.	Furnished quarters, fuel, light and Duty Allowance \$50. Uniform

REMARKS.

- (a) Shipping Overtime.
- (1) Is also Superintendent of Stanley Volunteer Fire Brigade.
- (2) On leave of absence from 10th April to 25th October.
- (3) On leave of absence from 19th May to 25th October.
- (4) On leave of absence from 23rd April to 25th October.
- (5) Acted as Officer-in-Charge, South Georgia, from 23rd April to 25th October.

NOTE.—Christian Names to be given in Full.

Show by means of asterisks and other signs (with footnotes) (a) in Column 1, whether the Office is held in conjunction with any other office; (b) in Column 4, Amount of fees drawn during the year; and (c) in Column 4, whether the Officer enjoys any other advantage or profit.

Office. In cases where the selection does not rest with the Governor or where the appointment is made under any instrument, this should be stated.	Name.	Date of Appointment and date of First Appointment under the Colonial Government.	Annual Salary showing separately amount of fees received during year, if any.	Whether the Principal be allowed a House or Quarters for his personal Residence; and what Allowances, if any, for Rent, Personal Allowance, or for any other purpose.
DEPENDENCIES. (Continued)				
Assistant Customs Officer.	Fairport Thomas Joseph O'Sullivan	16th August, 1937. 1st August, 1934.	£160 (a) £27.17.3.	Furnished quarters, fuel, light and Duty Allowance £50. Uniform.
Constable	Sydney Edmund Browell.	1st August, 1930.	£150 (a) £1. 13.	- do -
Wireless Telegraph Station.				
Operator 1st Class.	John Mercer.	7th March, 1932. 5th June, 1918.	£250	Furnished quarters, fuel and light. Duty Allowance £50 Charge Allowance £50.
Operator, 2nd Class.	Stanley Atkins.	1st January, 1929. 11th June, 1924.	£200	Furnished quarters, fuel and light. Duty Allowance £50.
General.				
Government Naturalist.	James Erik Hamilton (1)	1st January, 1921. 10th Nov. 1919.	-	-

REMARKS.

(a) Shipping Overtime.
 (1) Mr. J. E. Hamilton, substantive holder, seconded for service with "Discovery" Expedition. Mr. A. G. Bennett acting with special allowance of £125. (See also under Head Naturalist, Colony.)

NOTE.—Christian Names to be given in Full.

Show by means of asterisks and other signs (with footnotes) (a) in Column 1, whether the Office is held in conjunction with any other office; (b) in Column 4, Amount of fees drawn during the year; and (c) in Column 5, whether the Officer enjoys any other advantage or profit.

PENSIONS.

PAYABLE OUT OF THE REVENUES OF THE COLONY.

81
PENSIONS.

NAME OF PENSIONER.	Amount of the Pension in Sterling.			Authority under which the Pension was granted.
	£	s.	d.	
I. Watt	81	5	0	Ordinances, Nos. 5 of 1906 and 2 of 1920.
J. Quayle Dickson	15	4	0	S. of S. Despatch No. 18 of 17.2.19
C. W. Hill	56	2	0	Ordinances Nos. 5 of 1906 and 2 of 1920.
W. P. Martin	31	15	3	S. of S. Conf. des. of 14.6.21.
C. F. Condell	30	4	6	S. of S. Des. No. 17 of 10.2.23.
W. A. Thompson	280	0	0	S. of S. Conf. des. of 12.7.20.
A. M. Souter	44	10	10	S. of S. Des. No. 19 of 27.9.28, to Crown Agents.
Mrs. J. Souter	21	13	2	
R. B. Baseley	200	0	0	Ordinances Nos. 8 of 1927 and 4 of 1928.
D. J. O'Sullivan	121	0	11	Ordinance No. 8 of 1927.
Mrs. M. O'Sullivan	13	19	6	"
E. H. Bound	79	16	0	"
S. H. Riches	117	10	10	"
D. Lehen	47	12	0	"
G. Roberts, I.S.C.	431	10	0	Ordinance No. 5 of 1937.
G. R. L. Brown	184	9	7	S. of S. Des. No. 14 of 22.1.34.
Sir T. A. V. Best, K.C.M.G., K.L.E.	52	1	4	S. of S. Des. No. 121 of 15.11.33.
A. G. Bennett	155	6	5	Ordinance No. 5 of 1937.
W. W. Stuart	58	6	8	Ordinance, No. 8 of 1927.
Mrs Henrietta Spencer	48	15	0	Ordinance, No. 7 of 1920.
Mrs. A. Shire	16	5	0	"

85
PENSIONS.

Date from which the Pension has been paid.	Service for which the Pension was granted.	Amount of Emolument when last employed in Public Service.			Present Age of Pensioner.	Cause of Retirement.
		£	s.	d.		
23. 1. 1914	Chief Clerk, C.S.O. & Drill Instructor.	300	0	0	76	Ill-health
9. 9. 1914	Colonial Secretary	600	0	0	-	Service terminated.
23. 1. 1918	Treasurer & Collector of Customs.	340	0	0	82	Age
3. 8. 1921	Colonial Secretary	918	15	0	-	Service terminated.
14. 9. 1922	Colonial Secretary	600	0	0	73	Age
5. 8. 1926	Colonial Treasurer	700	0	0	-	Ill-health.
1. 11. 1925	Government S'master	200	0	0	-	Age
3. 7. 1925	Government S'mistress	105	0	0	-	Age
12. 4. 1928	Colonial Engineer	350	0	0	-	Service terminated.
13. 3. 1930	Chief Constable and Gaoler.	250	0	0	62	Ill-health.
13. 3. 1930	Gaol Patron	48	0	0	59	Service terminated.
2. 7. 1930	Foreman of Works and Timekeeper.	228	0	0	58	"
1. 5. 1932	Assistant Customs Officer.	227	10	0	67	Age.
1. 11. 1931	Cartor	158	13	4	66	Age
1. 10. 1938	Director of Public Works.	750	0	0	53	Abolition of office.
1. 1. 1934	Registrar, Supreme Court & Magistrate, etc.	550	0	0	56	Abolition of office.
3. 10. 1933.	Colonial Secretary.	600	0	0	-	Age.
29. 11. 1938	Customs Officer & Assistant to Government Naturalist.	310	0	0	58	Age.
1. 10. 1932	Customs Officer, South Georgia.	291.	13	4	49	Ill-health.
1. 12. 1914	Pensions paid to dependants of Volunteers who lost their lives by drowning while on active service on 1st December, 1914.	-	-	-	51	-
1. 12. 1914		-	-	-	-	-

FOREIGN CONSULS.

RETURN of CONSULS of Foreign Countries residing in **the Falkland Islands.**

Alphabetical List of Countries represented.	Name of Consuls.	If confirmed, state the date of his Exequatur.	If not confirmed, state the reason why.
Belgian Vice-Consul (Residing at Bahia Blanca)	Monsieur H. Maylin. (Acting)	29th November, 1930.	-
Chile	Ernesto Guillermo Rowe	7th May, 1935.	-
France (Consular Agent)	Albert Newing	31st July, 1925.	-
Italy	Leonard William Hamilton Young. (Acting)	-	-
Norway	<i>David William</i> Leonard William Hamilton Young. (Acting) <i>Rehals.</i>	<i>17th July, 1935.</i> 30th April, 1931.	-
Uruguay	<i>K. W. Roberts.</i> Leonard William Hamilton Young.	<i>4th Sept. 1929.</i> 14th December, 1929.	-

POPULATION AND VITAL STATISTICS.

90
RETURN of the POPULATION, and of the

91
MARRIAGES, BIRTHS, and DEATHS.

County, District, or Parish.	Area in Square Miles.	WHITES.		COLOURED POPULATION.		TOTAL.	
		Males.	Females.	Males.	Females.	Males.	Females.
FALKLAND ISLANDS	4618	1308	1070	-	-	1308	1070
DEPENDENCIES.	<p>The Dependencies consist of all land between longitude 20 degrees West and 50 degrees West, South of latitude 50 degrees South and between longitude 50 degrees West and 80 degrees West South of latitude 58 South. These boundaries include a section of the Antarctic land area to the South and East of Cape Horn and a considerable number of Islands, the principal of which are South Georgia, the South Shetland Islands, the South Orkney Islands and the South Sandwich Islands.</p> <p>South Georgia has a fluctuating population engaged in the whaling industry, estimated in 1938 during the period whaling operations were being conducted at 750 and at Laurie Island, South Orkneys, there is a Meteorological Station at which four persons are usually resident. The other areas are uninhabited save for the seasonal influx of whalers which takes place between the months of September and May.</p> <p>At South Georgia no births or marriages were recorded and no deaths occurred in 1938.</p>						

Aliens and Resident Strangers not included in preceding Columns.	Population to the square Mile.	Persons employed in			Births, Number and rate per 1000.	Marriages.	Deaths, Number and Rate per 1000.
		Sheep-Farming	Casual	Commerce.			
	.53						
	.52	502	136	212	41	14	20
					24 Males 10.08		8.41
					17 Females 7.16		
					47.		
					27 Males 11.13.	14.	17.
					20 Females 8.25.		7.01.

RETURN of PAUPERS, IMMIGRANTS, and EMIGRANTS.

INFANTILE MORTALITY. ESTIMATE of POPULATION.

Paupers.	Number of Immigrants.	Number of Emigrants.
Nineteen persons in receipt of Charitable Relief.	-	-

Estimate of the population, male and female, at the end of the year under review—distinguishing between white and coloured.

There is no coloured population.

Estimated white population 2378.

Table of Infantile Mortality.

Only three children under two years of age died during the year.

Province, Country, District or Parish.	Total Population, as at Census 1931	Number of separate Dwelling Houses and of persons inhabiting them.					Number of Barracks, Compound, Tene- ment Houses, etc., and of persons in- habiting them.		Number of Native Huts and of persons inhabiting them.	
		Houses of one room.	Inhabitants.	Houses of two rooms.	Inhabitants.	Houses of three rooms and over. On 31st December 1938.	Inhabitants, as at Census 1931	Barracks, etc.	Inhabi- tants.	Huts.
Stanley	1213	-	-	-	-	306 307 1938	1213	-	-	-
Darwin and Lafonia	362	(Total number of houses)		75	362	-	-	-	-	
Other districts of East Belkland	340	- do	- do	69 69	340	-	-	-	-	
West Belkland	426	(Since date of census 51 houses of more than two rooms have been built in Stanley. Other districts 1072.)		111 113	426	-	-	-	-	
TOTAL ...	2341	-	-	561	2341	-	-	-	-	
Particulars of any Town Planning Scheme in progress.		No Town Planning scheme was in progress in 1938.								

HOUSING.

ECCLESIASTICAL RETURN.

HOUSING.

Province, County, District or Parish.	Total Population.	Number of separate Dwelling Houses and of persons inhabiting them.				Number of Barracks, Compound, Tent, ment Houses, etc., and of persons in- habiting them.		Number of Native Huts and of persons inhabiting them.			
		Houses of one room.	Inhabitants.	Houses of two rooms.	Inhabitants.	Houses of three rooms and over.	Inhabitants.	Barracks, etc.	Inhabi- tants.	Huts.	Inhabi- tants.
South Georgia.	Estimated.	No detailed information other than given below is available.									
		49 houses in all.		Estimated number of inhabitants in 1938 - 750.							
TOTAL, ...											
Particulars of any Town Planning Scheme in progress.		No Town planning scheme was in progress in 1938.									

88
 RETURN of CHURCHES, CHAPELS, GRANTS, &c.

Denomination or Missionary body.	Estimated total number of followers.	Name and Situation of Churches or Chapels.	Gross Amount of assistance to denomination or mission from Public Funds, if any.	REMARKS.
Anglican	Unknown	Christ Church Cathedral, Stanley.	\$209	Includes \$10 allowance for heating Cathedral and \$14 as wages for Sexton.
Roman Catholic.	Unknown	St. Mary's Chapel, Stanley.	Nil.	-
-	Unknown	Non-Conformist Chapel, Stanley.	Nil.	-

89
 SECTION 17.

EDUCATION.

RETURN OF

Description of School.			Number of Scholars on Roll and in average attendance.						Total.
			In Govt. Schools.		In Aided Private Schools.		In other Private Schools.		
Government	Aided Private.	Other Private.	Boys.	Girls.	Boys.	Girls.	Boys.	Girls.	
									178
Government School, Stanley. (Undenominational)			106	72					163.9
Government Travelling Teachers. (Undenominational.)			34	37					71
St. Mary's School, Stanley. (Undenominational)							16	14 54	53
Falkland Islands Company's School. (Undenominational)							8	8	16
Falkland Islands Company's Camp Teachers. (Undenominational.)							19	15	34
Total number of children under instruction in the Colony									372

PRIMARY SCHOOLS.

Revenue of each School.			Expenditure of each School.	REMARKS.
School Fees.	Government Contributions.	Voluntary Contributions.		
£108.9.6			£2146.13s.	
Fees are charged but no particulars are available.				Four Travelling Teachers were employed in 1938.
				Three Teachers are employed in the Company's camp in Lafonia, East Falkland.

* Insert "Primary," "Secondary," etc.

GOVERNMENT PUBLICATIONS.

NEWSPAPERS, &C.

Title of Publication.	Circulation.	Published Price and Subscription Rate.	Cost of Postage to United Kingdom	Address of London Agent, if any.
The Falkland Islands Gazette.	-	According to size. From 3d. to 1s/- per copy. Subscription 10s/- per annum.	Post Free.	
Statute Law. (Annual Volume)	-	2/- per copy.	Post Free.	
The "Penguin" (Discontinued as from 30. 6. 36.)	Daily 204 copies.	1d. and subscription 2s/- per month and £1 per year.	Post Free.	

- (1.) CURRENCY.
- (2.) BANKING.
- (3.) WEIGHTS AND MEASURES.

Average rate of Exchange on London for each month of past year.	List of Coins Current with relative value.	Legal tender currency (paper and metallic) giving particulars and Legislative Authority.	Estimated Amount of Coin in Circulation at end of year.
Government Bills at Par.	<p><u>Gold.</u></p> <p>20/-) Very 10/-) Scarce.</p>	<p><u>PAPER.</u></p> <p>35 Notes } 31 Notes } to any 10/- Notes) amount.</p>	
	<p><u>Silver.</u></p> <p>5/- 2/6 2/- 1/- 6d. 3d.</p>	<p>Silver to any amount.</p> <p>Bronze to 1/-</p>	<p><u>Silver.</u></p> <p>33,000.</p>

Estimated Amount of Paper Money in Circulation at end of year.		Currency in which Accounts are kept.	
Colonial Government.	Private Banks.	By Government.	By the Public.
£24,500	Nil.	British sterling.	
<p>get figure from treasury.</p>			

(2.) BANKING.

Particulars of all Banks doing business in the Colony.

Name of Bank.	Address of Head Office.	Principal Agency in the United Kingdom.	Number of Establishments in the Colony.	Under what authority established.	Capital paid up.	Note Circulation in the Colony.	Amount of Deposits in the Colony.
		H	I	Z.			

(3.) WEIGHTS AND MEASURES.

Weights and Measures in common use and their equivalents in Imperial Weights and Measures.

Only Imperial Weights and Measures are used in the Colony.

IMPORTS AND EXPORTS.

FOR THE YEAR

19 38 .



(1) SUMMARY STATEMENT of the VALUE OF IMPORTS into **the Falkland Islands and its Dependencies** from each Country by Classes, during the Year ended 31st

December, 19 38.

Countries of Origin.	Class I. Food, Drink, and Tobacco.	Class II. Raw Materials and Articles mainly Unmanufactured.	Class III. Articles wholly or mainly Manufactured.	Class IV. Miscellaneous and Unclassified.	Total Merchandise.	Bullion and Specie.	Total Imports (including Bullion and Specie).
United Kingdom ...	£ 33632	£ 23811	£ 60291	£ 22	£ 117756	£ 205	£ 117961
Other Parts of the British Empire							
New Zealand	307		150	3316	3773		3773
Ceylon	257				257		257
Canada	32				32		32
Gold Coast			6		6		6
Cyprus	4				4		4
Union of S. Africa		24			24		24
Total other Parts of the British Empire	600	24	156	3316	4096		4096
Foreign Countries							
Argentina	4890	691	2264	57	7904		7904
Chile	613	1842	1578	692	4725		4725
Uruguay	3170	1320	3029		7519		7519
United States	300		2829		3129		3129
Latvia		130			130		130
Denmark	765	80	2565		3410		3410
Norway	4048	1154	12533	137	17872		17872
Holland	133				133		133
France	145				145		145
Sweden		9917	448		10365		10365
Belgium			22		22		22
Switzerland			27		27		27
Italy	81		30		111		111
Portugal	6				6		6
Brazil	25				25		25
Dutch W. Indies		57045	82		57127		57127
High Seas			151715		151715		151715
Cape Verde Islands	8				8		8
Total Foreign Countries	14184	72179	177124	886	264373		264373
GRAND TOTAL ...	48416	96014	237571	4224	386225	205	386430

(1) SUMMARY STATEMENT of the VALUE OF IMPORTS into **the Colony of the Falkland Islands** from each Country by Classes, during the Year ended 31st

December, 19 38.

Countries of Origin.	Class I. Food, Drink, and Tobacco.	Class II. Raw Materials and Articles mainly Unmanufactured.	Class III. Articles wholly or mainly Manufactured.	Class IV. Miscellaneous and Unclassified.	Total Merchandise.	Bullion and Specie.	Total Imports (including Bullion and Specie).
United Kingdom ...	£ 30694	£ 3323	£ 44528	£ -	£ 78545	£ 205	£ 78750
Other Parts of the British Empire							
New Zealand	307	-	150	3316	3773	-	3773
Ceylon	257	-	-	-	257	-	257
Canada	32	-	-	-	32	-	32
Gold Coast	-	-	6	-	6	-	6
Cyprus	4	-	-	-	4	-	4
Total other Parts of the British Empire	600	-	156	3316	4072	-	4072
Foreign Countries							
Argentina	2424	296	1326	57	4103	-	4103
Chile	613	1842	1578	692	4725	-	4725
Uruguay	3170	1320	3029	-	7519	-	7519
United States	300	-	2829	-	3129	-	3129
Latvia	-	130	-	-	130	-	130
Denmark	260	-	-	-	260	-	260
Norway	6	-	26	-	32	-	32
Holland	133	-	-	-	133	-	133
France	145	-	-	-	145	-	145
Sweden	145	9917	416	-	10333	-	10333
Belgium	-	-	22	-	22	-	22
Switzerland	-	-	27	-	27	-	27
Italy	81	-	30	-	111	-	111
Portugal	6	-	-	-	6	-	6
Brazil	25	-	-	-	25	-	25
Total Foreign Countries	7163	13505	9283	749	30700	-	30700
GRAND TOTAL ...	38457	16828	53967	4065	113317	205	113522

114

(1) SUMMARY STATEMENT of the VALUE of IMPORTS into **the Dependency of South Georgia** from each Country by Classes, during the Year ended 31st December, 1938.

Countries of Origin.	Class I.	Class II.	Class III.	Class IV.	Total Merchandise.	Bullion and Specie.	Total Imports (including Bullion and Specie).
	Food, Drink, and Tobacco.	Raw Materials and Articles mainly Unmanufactured.	Articles wholly or mainly Manufactured.	Miscellaneous and Unclassified.			
	£	£	£	£	£	£	£
United Kingdom ...	2938	20488	15763	22	39211	-	39211
Other Parts of the British Empire							
Union of S. Africa		24			24	-	24
Total other Parts of the British Empire		24			24	-	24
Foreign Countries							
Argentina	2466	395	940		3801	-	3801
Norway	4042	1154	12507	137	17840	-	17840
Dutch W. Indies		57045	82		57127	-	57127
Denmark	505	80	2565		3150	-	3150
Sweden			32		32	-	32
High Seas			151715		151715	-	151715
Cape Verde Islands	8				8	-	8
Total Foreign Countries	7021	58674	167841	137	233673	-	233673
GRAND TOTAL ...	9959	79186	183604	159	272908	-	272908

115

(1) SUMMARY STATEMENT of the VALUE of IMPORTS into **The Dependencies of South Shetlands, South Orkneys and South Sandwich Islands,** from each Country by Classes, during the Year ended 31st December, 1938.

Countries of Origin.	Class I.	Class II.	Class III.	Class IV.	Total Merchandise.	Bullion and Specie.	Total Imports (including Bullion and Specie).
	Food, Drink, and Tobacco.	Raw Materials and Articles mainly Unmanufactured.	Articles wholly or mainly Manufactured.	Miscellaneous and Unclassified.			
	£	£	£	£	£	£	£
United Kingdom ...			N	I	L		
Other Parts of the British Empire							
Total other Parts of the British Empire							
Foreign Countries.							
			N	I	L		
Total Foreign Countries							
GRAND TOTAL ...							

116

(2) SUMMARY STATEMENT of the VALUE of DOMESTIC EXPORTS from the Colony of the Falkland Islands and its Dependencies to each Country by Classes, during the Year ended...1938.

Countries of Final Destination.	Class I.	Class II.	Class III.	Class IV.	Total Merchandise.	Bullion and Specie.	Total Domestic Exports (including Bullion and Specie).
	Food Drink, and Tobacco.	Raw Materials and Articles mainly Unmanufactured.	Articles wholly or mainly Manufactured.	Miscellaneous and Unclassified.			
United Kingdom ...	£ -	£ 183351	£ 206556	£ 105	£ 390012	£ -	£ 390012
Other Parts of the British Empire							
			N	I	L		
Total other Parts of the British Empire							
Foreign Countries.							
Uruguay	-	183	276	-	459	-	459
Chile	15236	50	225	-	15511	-	15511
Argentina	-	-	630	-	630	-	630
Canary Islands	-	-	16700	-	16700	-	16700
Norway	-	-	36220	-	36220	-	36220
Cape Verde Is.	-	-	29360	-	29360	-	29360
High Seas	-	138	174588	-	174726	-	174726
Total Foreign Countries	15236	371257999	-	-	273606	-	273606
GRAND TOTAL ...	15236	183722	464556	105	663618	-	663618

117

(2) SUMMARY STATEMENT of the VALUE of DOMESTIC EXPORTS from the Colony of the Falkland Islands to each Country by Classes, during the Year ended...1938.

Countries of Final Destination.	Class I.	Class II.	Class III.	Class IV.	Total Merchandise	Bullion and Specie.	Total Domestic Exports (including Bullion and Specie).
	Food, Drink, and Tobacco.	Raw Materials and Articles mainly Unmanufactured.	Articles wholly or mainly Manufactured.	Miscellaneous and Unclassified.			
United Kingdom ...	£ -	£ 182545	£ 1636	£ 105	£ 184286	£ -	£ 184286
Other Parts of the British Empire ...							
			N	I	L		
Total other Parts of the British Empire							
Foreign Countries ...							
Uruguay	-	183	276	-	459	-	459
Chile	15236	50	225	-	15511	-	15511
Argentina	-	-	450	-	450	-	450
Total Foreign Countries	15236	233	951	-	16420	-	16420
GRAND TOTAL ...	15236	182778	2587	105	200706	-	200706

(2) SUMMARY STATEMENT of the VALUE of DOMESTIC EXPORTS from the **Georgia** Dependency of South to each Country by Classes, during the Year ended 1938

Countries of Final Destination.	Class I.	Class II.	Class III.	Class IV.	Total Merchandise	Bullion and Specie.	Total Domestic Exports (including Bullion and Specie).
	Food, Drink, and Tobacco.	Raw Materials and Articles mainly Unmanufactured.	Articles wholly or mainly Manufactured.	Miscellaneous and Unclassified.			
United Kingdom ...	£ -	£ 806	£ 204920	£ -	£ 205726	£ -	£ 205726
Other Parts of the British Empire ...			N	I	L.		
Total other Parts of the British Empire							
Foreign Countries ...							
Canary Islands	-	-	16700	-	16700	-	16700
Cape Verde Islands	-	-	29360	-	29360	-	29360
Norway	-	-	36220	-	36220	-	36220
Argentina	-	-	180	-	180	-	180
High Seas	-	138	174588	-	174726	-	174726
Total Foreign Countries	-	138	257048	-	257186	-	257186
GRAND TOTAL ...	-	944	461968	-	462912	-	462912

(2) SUMMARY STATEMENT of the VALUE of DOMESTIC EXPORTS from the **Dependencies of South Shetlands, South Orkneys and South Sandwich Islands** to each Country by Classes, during the Year ended ...38.

Countries of Final Destination.	Class I.	Class II.	Class III.	Class IV.	Total Merchandise	Bullion and Specie.	Total Domestic Exports (including Bullion and Specie).
	Food, Drink, and Tobacco.	Raw Materials and Articles mainly Unmanufactured.	Articles wholly or mainly Manufactured.	Miscellaneous and Unclassified.			
United Kingdom ...	£	£	£	£	£	£	£
Other Parts of the British Empire ...		N	I	L.			
Total other Parts of the British Empire							
Foreign Countries ...							
		N	I	L.			
Total Foreign Countries							
GRAND TOTAL ...							

(3) SUMMARY STATEMENT of the VALUE of TOTAL EXPORTS from the Colony of the Falkland Islands and its Dependencies, during the Year ended 31st December 1938.

Countries of Final Destination.	Class I.	Class II.	Class III.	Class IV.	Total Merchandise	Bullion and Specie.	Total Exports (including Bullion and Specie).
	Food, Drink, and Tobacco.	Raw Materials and Articles mainly Unmanufactured.	Articles wholly or mainly Manufactured.	Miscellaneous and Unclassified.			
United Kingdom ...	£	£	£	£	£	£	£
Other Parts of the British Empire ...							
Total other Parts of the British Empire			N	I	L.		
Foreign Countries ...							
Total Foreign Countries							
GRAND TOTAL ...							

(4) SUMMARY of the PRINCIPAL ARTICLES IMPORTED into the Colony of the Falkland Islands and its Dependencies, during the years ended 31st December

ARTICLES.	QUANTITIES.						VALUE.					
	1934	1935	1936	1937	1938	1934	1935	1936	1937	1938		
CLASS I. Food, Drink and Tobacco.												
Animals living (Food)	galls. 17970	galls. 12224	galls. 1042	galls. 17057	galls. 15028	£ -	£ -	£ 30	£ -	£ -		
Beer			Quantities not kept.			3245	2006	1697	2797	2594		
Corn and Podder			Quantities not kept.			2168	2031	2427	2743	2580		
Fruit and Vegetables						2211	2564	3020	3865	3130		
Mineral Waters						167	229	173	257	188		
Provisions (Unenumerated)						26578	28488	29381	32067	31348		
Spirits	Galls 3765 lbs. 15711	Galls 2814 lbs. 14552	Galls 2243 lbs. 9493	Galls 4824 lbs. 15423	Galls 4878 lbs. 11038	£ 3035	£ 2047	£ 1983	£ 3760	£ 4099		
Tobacco	Galls 1670	Galls 1050	Galls 1114	Galls 1559	Galls 1202	4416	4320	2988	4892	3564		
Wines						1191	860	719	1149	913		
TOTAL CLASS I.	-	-	-	-	-	43011	42545	42418	51530	48416		

(4) SUMMARY of the PRINCIPAL ARTICLES IMPORTED into the **the Colony of the Falkland Islands and its Dependencies**, during the years ended **31st December**.

ARTICLES.	QUANTITIES.						VALUE.								
	1934	1935	1936	1937	1938	1934	1935	1936	1937	1938	1934	1935	1936	1937	1938
CLASS III. (Contd.) Brought forward						63779	71798	71462	77773	66359					
Scientific and Professional Instruments						71	459	87	1141	1566					
Ships' fittings						620	527	197	427	2842					
Soap, Candles and Toilet Preparations						1636	1412	1915	1571	1645					
Stationery, Books and Papers						1931	1892	1474	2369	1951					
Sperm Oil						-	-	-	-	1530					
Stone, Brick, Lime, Cement and Slate						2584	1836	1435	1427	1575					
Wearing Apparel						4282	4376	4964	7352	538					
Guano						-	-	4667	-	-					
Whale Oil						93842	60015	133658	178190	147375					
Whale Meat Meal						-	1600	1998	4574	2810					
Wire Fencing Materials						1110	1572	4061	395	1780					
TOTAL CLASS III.						16855	157471	225918	275610	237571					

ARTICLES.	QUANTITIES.						VALUE.								
	1934	1935	1936	1937	1938	1934	1935	1936	1937	1938	1934	1935	1936	1937	1938
CLASS IV. Miscellaneous and unclassified articles. Animals living, (Stock)															
TOTAL CLASS IV.											1315	8988	2101	5150	4224
CLASS V. Bullion and Specie. Gold and Bullion											750	-	960	1125	205
TOTAL CLASS V.											750	-	960	1125	205
TOTAL IMPORTS VALUE						296801	278080	362654	487794	386430					

(4) SUMMARY of the PRINCIPAL ARTICLES IMPORTED into the **Colony of the Falkland Islands** classified according to Groups, during the years ended **31st December**, and its Dependencies.

(4) SUMMARY of the PRINCIPAL ARTICLES Imported into the Colony of the Falkland Islands classified according to groups, during the years ended 31st December.

ARTICLES.	QUANTITIES.							VALUE.							
	1934	1935	1936	1937	1938	1934	1935	1936	1937	1938	1934	1935	1936	1937	1938
CLASS II. Raw materials and Articles mainly unmanufactured						£	£	£	£	£					
Coal, Coke and Oil Fuel											3705	1891	7510	4769	2181
Empty Barrels and Drums											-	1155	1367	1380	-
Timber						Quantities not kept.	Quantities not kept.	Quantities not kept.	Quantities not kept.	Quantities not kept.	5420	7467	4526	6452	14347
TOTAL CLASS II						9125	10513	13403	12601	16828					
CLASS III. Articles wholly or mainly manufactured															
Bags and Bagging						1334	1490	892	1395	1419					
Boots, Shoes and Saddlery						2041	1718	2786	2556	2150					
Canvas, Rope, etc.						349	491	634	845	729					
Carried Forward						3724	3699	4312	4796	4598					

ARTICLES.	QUANTITIES.							VALUE.							
	1934	1935	1936	1937	1938	1934	1935	1936	1937	1938	1934	1935	1936	1937	1938
Beers						galls	galls	galls	galls	galls					
Tobacco						1635	13125	1050	1503	1120	1179	846	700	1130	883
Spirits						3607 lbs.	2731 lbs.	2079 lbs.	4657 lbs.	4727 lbs.	2921	1974	1830	3613	4007
Provisions						14121	52125	8293	13215	9515	4025	3941	2652	4521	3232
Meat											1179	846	700	1130	883
Oil															
Wool															
Grain															
Other															
Total											35143	32744	34078	40104	45493

(4) SUMMARY of the PRINCIPAL ARTICLES Imported into the Colony of the Falkland Islands classified according to Groups, during the years ended 31st December.



(4) SUMMARY of the PRINCIPAL ARTICLES Imported into the Dependency of South Georgia classified according to Groups, during the years ended **31st December.**

ARTICLES.	QUANTITIES.						VALUE.					
	1934	1935	1936	1937	1938		1934	1935	1936	1937	1938	
CLASS I. Food, Drink and Tobacco.												
Animals, living (Food)												
Beer	galls 56	galls 42	galls 38	galls 25	galls 42		£ 9	£ 18	£ 7	£ 8	£ -	10
Corn and Podder							173	245	176	236		302
Fruit, Vegetables and Seeds							602	932	705	1419		1273
Mineral Waters							4	-	4	2		3
Provisions, unenumerated							6593	8143	6910	9028		7917
Spirits	galls 157 lbs. 1590 galls 34	galls 80 lbs. 1425 galls 36	galls 164 lbs. 1197 galls 62	galls 167 lbs. 2208 galls 56	galls 151 lbs. 1623 galls 74		114	73	153	147		92
Tobacco							391	379	336	571		332
Wines							12	14	19	19		30
TOTAL CLASS I.							7898	9804	8340	11430		9959

ARTICLES.	QUANTITIES.						VALUE.					
	1934	1935	1936	1937	1938		1934	1935	1936	1937	1938	
CLASS V. Bullion and specie.												
Coin												
CLASS V. Bullion and specie.												
205	5211	966	-	750	Quantities not kept.							
205	5211	966	-	750	Quantities not kept.							
5907	5268	2402	8888	1315								
4064	5268	2402	8888	1315	Quantities not kept							
5907	5268	2402	8888	1315	Quantities not kept							
TOTAL CLASS IV.												
TOTAL IMPORTS VALUE	25511	16570	102007	140014	74915							

(4) SUMMARY of the PRINCIPAL ARTICLES Imported into the Dependency of South Georgia classified according to Groups, during the years ended **31st December.**

ARTICLES.	QUANTITIES.						VALUE.					
	1934	1935	1936	1937	1938		1934	1935	1936	1937	1938	
CLASS V. Bullion and specie.												
Coin												
CLASS V. Bullion and specie.												
205	5211	966	-	750	Quantities not kept.							
5907	5268	2402	8888	1315								
4064	5268	2402	8888	1315	Quantities not kept							
5907	5268	2402	8888	1315	Quantities not kept							
TOTAL CLASS IV.												
TOTAL IMPORTS VALUE	25511	16570	102007	140014	74915							

(4) SUMMARY of the PRINCIPAL ARTICLES Imported into the **Dependency of South Georgia** classified according to Groups, during the years ended **31st December.**

ARTICLES.	QUANTITIES.						VALUE.					
	1934	1935	1936	1937	1938	1939	1934	1935	1936	1937	1938	1939
CLASS II. Raw Materials and Articles wholly or mainly manufactured.												
Coal, Coke and Oil Fuel												
Empty Barrels and Drums												
Metals												
Timber												
CLASS III. Articles wholly or mainly manufactured.												
Bags and Bagging												
Boots, Shoes and Saddlery												
Canvas, Rope, etc.												
Carried forward												
CLASS IV. TOTAL												
	919	860	747	616	919	860	747	616	919	860	747	616
	£	£	£	£	£	£	£	£	£	£	£	£
	919	860	747	616	919	860	747	616	919	860	747	616
	919	860	747	616	919	860	747	616	919	860	747	616
	919	860	747	616	919	860	747	616	919	860	747	616

(4) SUMMARY of the PRINCIPAL ARTICLES Imported into the **Dependency of South Georgia** classified according to Groups, during the years ended **31st December.**

ARTICLES.	QUANTITIES.						VALUE.					
	1934	1935	1936	1937	1938	1939	1934	1935	1936	1937	1938	
CLASS III. (Contd.)												
Brought forward												
Chemicals, Crude and Fine												
Drapery, Fancy Goods and Haberdashery												
Furniture and Effects												
Glass and Earthenware												
Hardware, Machinery and Ammunition												
Leather												
Matches (British)												
Matches (Foreign)												
Paints and Oils												
Scientific & Professional Instruments												
Carried forward												
	919	860	747	616	919	860	747	616	919	860	747	616
	£	£	£	£	£	£	£	£	£	£	£	£
	919	860	747	616	919	860	747	616	919	860	747	616
	919	860	747	616	919	860	747	616	919	860	747	616
	919	860	747	616	919	860	747	616	919	860	747	616

(4) SUMMARY of the PRINCIPAL ARTICLES IMPORTED into the **Dependency of South Georgia** classified according to Groups, during the years ended **31st December.**

ARTICLES.	QUANTITIES.				VALUE.					
	1934	1935	1936	1937	1938	1934	1935	1936	1937	1938
CLASS III. (Contd.)						£	£	£	£	£
Brought forward						28601	33788	33230	33441	28264
Ships' Fittings						72	496	65	145	2208
Soap, Candles and Toilet Preparations						204	67	136	114	92
Stationery, Books and Papers						168	207	186	252	195
Sperm Oil					Quantities not kept.	-	-	-	-	1530
Stone, Brick, Lime, Cement and Slate						241	391	241	392	109
Whale Meat Meal						-	1600	1998	4574	2810
Whale Oil						93842	60015	133658	178190	147375
Guano						-	-	4667	-	-
Wearing Apparel						1085	324	492	1034	1021
Wire Fencing Materials						-	-	-	-	-
TOTAL CLASS III.	124211	96888	174673	218142	183604					

TOTAL CLASS III.

124211 96888 174673 218142 183604

ARTICLES.	QUANTITIES.				VALUE.					
	1934	1935	1936	1937	1938	1934	1935	1936	1937	1938
CLASS IV. Miscellaneous and Unclassified Articles.						£	£	£	£	£
Animals, Living (Stock) (Foxes, etc.)					Quantities not kept	-	-	-	-	159
TOTAL CLASS IV.						-	-	-	-	159
TOTAL IMPORTS	204854	177239	260567	371041	272908					

(4) SUMMARY of the PRINCIPAL ARTICLES IMPORTED into the **Dependency of South Georgia** classified according to Groups, during the years ended **31st December.**

(4) SUMMARY of the PRINCIPAL ARTICLES IMPORTED into the **Dependencies of South Shetlands** classified according to Groups, during the years ended **31st December.**

ARTICLES.	QUANTITIES.				VALUE.					
	1934	1935	1936	1937	1938	1934	1935	1936	1937	1938
<u>SOUTH SHETLANDS.</u>						£	£	£	£	£
			N	I	L			II	I	L
<u>SOUTH ORKNEYS</u>										
			II	I	L			II	I	L
<u>SOUTH SANDWICH ISLANDS.</u>										

(5) SUMMARY of the PRINCIPAL ARTICLES of DOMESTIC PRODUCE EXPORTED FROM the COLONY of the **SHETLAND ISLANDS and its Dependencies** classified according to Groups, during the years ended **31st December.**

ARTICLES.	QUANTITIES.				VALUE.					
	1934	1935	1936	1937	1938	1934	1935	1936	1937	1938
CLASS I. Food, Drink and Tobacco.						£	£	£	£	£
Animals living (food)	-	-	sheep 2192	sheep 29934	-	-	-	591	13773	15236
Casings and Meat						-	-	207	713	-
Fruit						-	-	88	-	-
Other Articles						53	-	-	136	-
TOTAL CLASS I.						53	-	886	14622	15236
CLASS II. Raw Materials and Articles mainly unmanufactured.										
Hides	858	1181	1634 barrels 10	992	735	599	565	930	1191	830
Seal Skins (Hair)	-	-	bales 634	bales 933	bales 748	-	-	7	-	-
Sheepskins	853 tons 110	bales 683 tons 60	tons 23	tons 49	tons 47	8658	6362	6895	16732	18606
Whale bone	3992984 lbs.	4195052 lbs.	3994537 lbs.	4560063 lbs.	3618327 lbs.	2200	1221	1362	728	810
Wool	6000 tons	4263 tons	-	-	-	130325	109381	98684	162511	163109
Fuel Oil	-	-	-	-	-	10800	6400	-	-	-
Other Articles	-	-	-	-	-	-	-	-	-	367
TOTAL CLASS II.						141782	117529	107878	181162	487799

(5) SUMMARY of the PRINCIPAL ARTICLES of DOMESTIC PRODUCE EXPORTED from the Colony of the Falkland Islands and its Dependencies according to Groups, during the years ended 31st December.

ARTICLES.	QUANTITIES.					VALUE.				
	1934	1935	1936	1937	1938	1934	1935	1936	1937	1938
CLASS III. Articles wholly or mainly manufactured.										
Bone Meal	bags 3416	bags 2945	bags 8335	bags 10867	bags -	£ 1521	£ 1589	£ 4454	£ 4401	£ -
Guano	130012	99787	121591	39477	64973	65838	62768	70268	34328	39532
Hardware, Machinery and Ammunition.						1152	4620	2251	4066	2762
Seal Oil	barrels 8748	barrels 4121	barrels 13978	barrels 13607	barrels 11857	14822	8365	40319	36696	23714
Tallow	casks 661	casks 625	casks 668	casks 552	casks 167	1867	2070	2089	2618	829
Whale Oil	barrels 182747	barrels 111048	barrels 166666	barrels 83304	barrels 182861	359881	245815	444639	305049	372527
Whale Meat Meal	-	-	-	bags 51185	bags 76998	-	-	-	26044	23875
Other Articles	-	-	-	-	-	484	171	54	1680	1316
TOTAL CLASS III.						456365	331698	564074	414882	464555

(6) SUMMARY of the PRINCIPAL ARTICLES of DOMESTIC PRODUCE IMPORTED from the Colony of the Falkland Islands and its Dependencies according to Groups, during the years ended 31st December.

ARTICLES.	QUANTITIES.					VALUE.				
	1934	1935	1936	1937	1938	1934	1935	1936	1937	1938
CLASS IV. Miscellaneous and unclassified articles.										
Live Sheep (Stock)	-	2133	-	-	-	£ -	£ 457	£ -	£ -	£ -
Other Articles	-	-	-	-	-	-	-	-	-	105
TOTAL CLASS IV.						-	457	-	-	105
CLASS V. Bullion and Specie.										
Coin	-	-	I	L	-	-	N	I	L	-
TOTAL CLASS V.						-	N	I	L	-
TOTAL EXPORTS OF DOMESTIC PRODUCE - Value						598200	449784	672838	610666	663618

(5) SUMMARY of the PRINCIPAL ARTICLES of DOMESTIC PRODUCE EXPORTED from the Colony of the Falkland Islands classified according to Groups, during the years ended 31st December.

ARTICLES.	QUANTITIES.					VALUE.				
	1934	1935	1936	1937	1938	1934	1935	1936	1937	1938
CLASS I. Food, Drink and Tobacco.										
Animals, living, Sheep	-	-	2192	29934	29350	-	-	591	13773	14508
- do - Cattle.	-	-	-	-	182	-	-	-	-	728
Casings and Meat	-	-	-	-	-	-	-	607	713	-
Fruit	-	-	-	-	-	-	-	88	-	-
All Other Articles	-	-	-	-	-	53	-	-	136	-
TOTAL CLASS I.						53	-	886	14622	15236
CLASS II. Raw Materials and Articles mainly unmanufactured.										
Hides	858 bales	1181 bales	1634 bales	992 bales	735 bales	599	565	930	1191	830
Sheepskins	853 lbs.	683 lbs.	634 lbs.	933 lbs.	748 lbs.	8658	6362	6895	16732	18606
Wool	3992984 lbs.	4199052 lbs.	3994537 lbs.	4560063 lbs.	3618387 lbs.	130325	109381	98684	162511	163109
Empty Drums	-	-	-	-	387	-	-	-	-	233
TOTAL CLASS II.						139582	116308	106509	180434	182778

(5) SUMMARY of the PRINCIPAL ARTICLES of DOMESTIC PRODUCE EXPORTED from the Colony of the Falkland Islands classified according to Groups, during the years ended 31st December.

ARTICLES.	QUANTITIES.					VALUE.				
	1934	1935	1936	1937	1938	1934	1935	1936	1937	1938
CLASS III. Articles wholly or mainly manufactured.										
Hardware, Machinery and Ammunition.	barrels 8	barrels 2006	barrels 2732	barrels 1654	barrels -	712	1160	531	466	442
Seal Oil	casks 661	casks 625	casks 668	casks 552	casks 167	1867	2070	2089	2618	829
Tallow	-	-	-	-	-	484	171	61	1680	1316
All Other Articles	-	-	-	-	-	3079	7536	9262	8964	2587
TOTAL CLASS III.										
CLASS IV. Miscellaneous and unclassified articles.										
Live Stock, (sheep)	-	2133	-	-	-	-	457	-	-	-
Silver Shooting Trophy	-	-	-	-	-	-	-	-	-	105
TOTAL CLASS IV.						-	457	-	-	105
TOTAL EXPORTS OF DOMESTIC PRODUCE - Value						142714	124301	116657	204020	200706

(5) SUMMARY of the PRINCIPAL ARTICLES OF DOMESTIC PRODUCE EXPORTED from The Dependency of South Georgia classified according to Groups, during the years ended **31st December**.

ARTICLES.	QUANTITIES.					VALUE.				
	1934	1935	1936	1937	1938	1934	1935	1936	1937	1938
CLASS II. Raw Materials and articles mainly unmanufactured.										
Whale Bone	tons 110	tons 60	tons 23	tons 49	tons 47	£ 2200	£ 1221	£ 1362	£ 728	£ 810
Other Articles						-	-	-	-	134
TOTAL CLASS II.						2200	1221	1362	728	944
CLASS III. Articles wholly or mainly manufactured.										
Bone Meal	bags 3416	bags 2943	bags 8335	bags 10867	bags -	1521	1589	4454	4401	-
Guano	130012	99787	121591	61632	64973	65838	62768	70268	34328	39532
Hardware, Machinery and Ammunition.	barrels 8740	barrels 2135	barrels 11246	barrels 11953	barrels 11857	440	3460	1720	3600	2320
Seal Oil	182747	111048	166666	83304	182864	44806	4230	33738	32496	23714
Whale Meat Meal	tons 6000	tons 4263		bags 51185	bags 76998	-	-	-	26044	372527
Oil Fuel						10800	6400	-	-	23875
TOTAL CLASS III.						453286	324262	554819	405918	461968

(5) SUMMARY of the PRINCIPAL ARTICLES OF DOMESTIC PRODUCE EXPORTED from The Dependencies of South Shetlands, South Orkneys and South Sandwich Islands

143

ARTICLES.	QUANTITIES.					VALUE.				
	1934	1935	1936	1937	1938	1934	1935	1936	1937	1938
						£	£	£	£	£
		N	I	L			N	I	L	

144
(6) SUMMARY OF THE AMOUNT OF CUSTOMS REVENUE received during the Five Years ended **31st December**....., distinguishing the amounts derived from Principal Classes of Merchandise. (**Falkland Islands and Dependencies.**)

PRINCIPAL ARTICLES.	1934	1935	1936	1937	1938
	£	£	£	£	£
A.—FROM IMPORTS.					
Beer	449	307	274	429	376
Spirits	3788	2821	2294	4855	4878
Tobacco	3166	1904	1917	3122	2208
Wine	281	174	187	261	200
Matches..	130	79	30	61	20
Total from Imports ...	7814	6285	5702	8728	7682
B.—FROM EXPORTS.					
Guano	1630	1225	2334	1168	716
Oil Seal	-10275	8600	13461	7393	6979
Oil Whale					
Wool	8005	8402	8070	9343	7239
Wool Meat Meal	-	-	-	-	565
Total from Exports ...	19910	18227	23865	17904	15499
GRAND TOTAL.	27724	24512	29567	26632	23181

145
(6) SUMMARY OF THE AMOUNT OF CUSTOMS REVENUE received during the Five Years ended **31st December**....., distinguishing the amounts derived from Principal Classes of Merchandise. (**Falkland Islands**)

PRINCIPAL ARTICLES.	1934	1935	1936	1937	1938
	£	£	£	£	£
A.—FROM IMPORTS.					
Beer	447	306	272	428	375
Matches	95	60	-	-	-
Spirits	3607	2721	2098	4657	4727
Tobacco	2841	2558	1677	2680	1883
Wine	274	161	175	251	188
Total from Imports ...	7264	5806	5222	8016	7173
B.—FROM EXPORTS.					
Guano	-	-	-	-	-
Oil Seal	1	150	205	125	-
Oil Whale	-	-	-	-	-
Wool	8005	8402	8070	9343	7239
Total from Exports ...	8006	8552	8275	9468	7239
GRAND TOTAL.	15270	14358	13497	17484	14412

(6) SUMMARY OF THE AMOUNT OF CUSTOMS REVENUE received during the Five Years ended **31st December**..... distinguishing the amounts derived from Principal Classes of Merchandise. (The Dependency of South Georgia.)

PRINCIPAL ARTICLES.	1934	1935	1936	1937	1938
A.—FROM IMPORTS.	£	£	£	£	£
Beer	2	1	2	1	1
Matches	35	19	30	61	20
Spirits	181	100	196	198	151
Tobacco	325	346	240	442	325
Wine	7	13	12	10	12
Total from Imports ...	550	479	480	712	509
B.—FROM EXPORTS.					
Guano	1630	1225	2334	1168	716
Oil, Seal					
Oil, Whale	10274	8450	13256	7268	6979
Wool	-	-	-	-	-
Whale Meat Meal	-	-	-	-	565
Total from Exports ...	11904	9765	15590	8436	8260
GRAND TOTAL	12454	10154	16070	9148	8769

(6) SUMMARY OF THE AMOUNT OF CUSTOMS REVENUE received during the Five Years ended **31st December**....., distinguishing the amounts derived from Principal Classes of Merchandise. (The Dependencies of South Shetlands, South Orkneys and South Sandwich Islands.)

PRINCIPAL ARTICLES.	1934	1935	1936	1937	1938
A.—FROM IMPORTS.	£	£	£	£	£
Beer					
Spirits					
Tobacco		N	I	L	
Wine					
Total from Imports ...					
B.—FROM EXPORTS.					
Guano					
Oil, Seal		N	I	L	
Oil, Whale					
Total from Exports ...					
GRAND TOTAL.					

South Shetlands figures for the above years not kept separately. Included in Falkland Islands and Dependencies.

(7) DETAILED STATEMENT showing the quantities and Value of each description of Merchandise Imported during the year ended **31st December, 1938**, distinguishing the Countries of Origin (a) (**Falkland Islands and Dependencies.**)

Articles and Countries of Origin (a)	Imports for Home Consumption.		Total Imports.	
	Quantities.	Value.	Quantities.	Value.
CLASS I.		£		£
Beer.				
United Kingdom		2569		2569
U.S.A.		17		17
Argentina		8		8
Total		2594		2594
Corn and Fodder.				
United Kingdom		109		109
Argentina		1044		1044
Chile		427		427
Uruguay		919		919
Denmark		35		35
Norway		46		46
Total		2580		2580
Fruit, Vegetables and Seeds.				
United Kingdom		1028		1028
Argentina		445		445
Chile		98		98
Uruguay		732		732
Denmark		117		117
Norway		710		710
Total		3130		3130

(a) If the Country of Origin is unobtainable, then Country from which consigned should be given.

(7) DETAILED STATEMENT showing the quantities and Value of each description of Merchandise Imported during the year ended **31st December, 1938**, distinguishing the Countries of Origin (a) (**Falkland Islands and Dependencies.**)

Articles and Countries of Origin (a)	Imports for Home Consumption.		Total Imports.	
	Quantities.	Value.	Quantities.	Value.
Mineral Waters.		£		£
United Kingdom		175		175
Norway		3		3
France		10		10
Total		188		188
Provisions. (Unenumerated.)				
United Kingdom		21723		21723
Argentina		3380		3380
Chile		73		73
Uruguay		1519		1519
U.S.A.		278		278
Denmark		613		613
New Zealand		307		307
Ceylon		257		257
Norway		3093		3093
Holland		54		54
France		19		19
Canada		32		32
Total		31348		31348
Spirits.				
United Kingdom		3966		3966
France		5		5
Holland		79		79
Norway		41		41
Cape Verde Islands		8		8
Total		4099		4099

(a) If the Country of Origin is unobtainable then Country from which consigned should be given.

150
 (7) DETAILED STATEMENT showing the quantities and Value of each description of Merchandise Imported during the year ended **31st December, 1938**, distinguishing the Countries of Origin (a) (**Falkland Islands and Dependencies.**)

Articles and Countries of Origin (a)	Imports for Home Consumption.		Total Imports.	
	Quantities.	Value. £	Quantities.	Value. £
Tobacco.				
United Kingdom		3382		3382
U.S.A.		5		5
Cyprus		4		4
Brazil		25		25
Norway		148		148
Total		3564		3564
Wines.				
United Kingdom		680		680
France		111		111
Chile		15		15
Italy		81		81
Portugal		6		6
Argentine		13		13
Norway		7		7
Total		913		913
CLASS II.				
Coal, Coke and Oil Fuel.				
United Kingdom		20012		20012
Argentine		279		279
Chile		371		371
Uruguay		1320		1320
Norway		420		420
Dutch West Indies		57045		57045
Total		79447		79447

(a) If the Country of Origin is unobtainable then Country from which consigned should be given.

151
 (7) DETAILED STATEMENT showing the quantities and Value of each description of Merchandise Imported during the year ended **31st December, 1938**, distinguishing the Countries of Origin (a) (**Falkland Islands and Dependencies.**)

Articles and Countries of Origin (a)	Imports for Home Consumption.		Total Imports.	
	Quantities.	Value. £	Quantities.	Value. £
Metals.				
United Kingdom		483		483
Norway		261		261
Total		744		744
Empty Barrels & Drums.				
United Kingdom		500		500
Argentine		360		360
Total		860		860
Timber.				
United Kingdom		2816		2816
Argentine		52		52
Chile		1471		1471
Latvia		130		130
Denmark		80		80
Norway		473		473
Sweden		9917		9917
Union of South Africa		24		24
Total		14963		14963
CLASS III.				
Rags and Baggings.				
United Kingdom		5948		5948
Argentine		65		65
Total		6013		6013

(a) If the Country of Origin is unobtainable then Country from which consigned should be given.

(7) DETAILED STATEMENT showing the quantities and Value of each description of Merchandise Imported during the year ended **31st December, 1938**, distinguishing the Countries of Origin (a) (**Falkland Islands and Dependencies**)

Articles and Countries of Origin (a)	Imports for Home Consumption.		Total Imports.	
	Quantities.	Value.	Quantities.	Value.
Boots, Shoes and Saddlery.		£		£
United Kingdom		2440		2440
Chile		350		350
New Zealand		60		60
Norway		342		342
Total		3192		3192
Canvas, Rope, etc.				
United Kingdom		1258		1258
Denmark		148		148
Norway		3		3
Total		1409		1409
Chemicals, Crude & Fine.				
United Kingdom		6137		6137
Argentina		603		603
Chile		205		205
Uruguay		112		112
U. S. A.		19		19
Denmark		32		32
Norway		155		155
Switzerland		27		27
Total		7290		7290

(a) If the Country of Origin is unobtainable then Country from which consigned should be given.

(7) DETAILED STATEMENT showing the quantities and Value of each description of Merchandise Imported during the year ended **31st December, 1938**, distinguishing the Countries of Origin (a) (**Falkland Islands and Dependencies.**)

Articles and Countries of Origin (a)	Imports for Home Consumption.		Total Imports.	
	Quantities.	Value.	Quantities.	Value.
Hardware, Machinery and Ammunition.		£		£
United Kingdom		20169		20169
Argentina		641		641
Chile		114		114
Uruguay		289		289
U. S. A.		2601		2601
Denmark		2262		2262
New Zealand		60		60
Norway		8542		8542
Sweden		308		308
Belgium		22		22
Total		35008		35008
Leather.				
United Kingdom		29		29
Denmark		15		15
Norway		38		38
Total		82		82
Matches.				
United Kingdom		450		450
Norway		15		15
Total		465		465

(a) If the Country of Origin is unobtainable then Country from which consigned should be given.

(7) DETAILED STATEMENT showing the quantities and Value of each description of Merchandise Imported during the year ended **31st December, 1938**, distinguishing the Countries of Origin (a) **(Falkland Islands and Dependencies.)**

Articles and Countries of Origin (a)	Imports for Home Consumption.		Total Imports.	
	Quantities.	Value.	Quantities.	Value.
<u>Trappery, Fancy Goods and Haberdashery.</u>		£		£
United Kingdom		4248		4248
Argentine		1		1
Norway		64		64
Total		4313		4313
<u>Furniture and Effects.</u>				
United Kingdom		1452		1452
Chile		7		7
Uruguay		32		32
Norway		86		86
Total		1577		1577
<u>Glass and Earthenware.</u>				
United Kingdom		882		882
Norway		95		95
Sweden		140		140
Total		1117		1117

(a) If the Country of Origin is unobtainable then Country from which consigned should be given.

(7) DETAILED STATEMENT showing the quantities and Value of each description of Merchandise Imported during the year ended **31st December, 1938**, distinguishing the Countries of Origin (a) **(Falkland Islands and Dependencies.)**

Articles and Countries of Origin (a)	Imports for Home Consumption.		Total Imports.	
	Quantities.	Value.	Quantities.	Value.
<u>Paints and Oils.</u>		£		£
United Kingdom		4870		4870
Argentine		361		361
Chile		45		45
Uruguay		2343		2343
U.S.A.		172		172
Denmark		54		54
Norway		966		966
Dutch West Indies		82		82
Total		8893		8893
<u>Scientific and Professional Instruments.</u>				
United Kingdom		698		698
Argentine		440		440
Uruguay		200		200
Norway		228		228
Total		1566		1566
<u>Ships' Fittings.</u>				
United Kingdom		1563		1563
Chile		405		405
Norway		874		874
Total		2842		2842

(a) If the Country of Origin is unobtainable then Country from which consigned should be given.

(7) DETAILED STATEMENT showing the quantities and Value of each description of Merchandise Imported during the year ended **31st December, 1938**, distinguishing the Countries of Origin (a)

Articles and Countries of Origin (a)	Imports for Home Consumption.		Total Imports.	
	Quantities.	Value. £	Quantities.	Value. £
Soap, Candles and Toilet Preparations.				
United Kingdom		1569		1569
Uruguay		10		10
U.S.A.		36		36
Norway		30		30
Total		1645		1645
Stationery, Books and Papers.				
United Kingdom		1794		1794
Argentine		36		36
Uruguay		11		11
U.S.A.		1		1
Norway		103		103
Gold Coast		6		6
Total		1951		1951
Stone, Brick, Lime, Cement and Slate.				
United Kingdom		1375		1375
Argentine		41		41
Chile		72		72
Denmark		32		32
Norway		5		5
Italy		20		20
		30		30
Total		1575		1575

(a) If the Country of Origin is unobtainable then Country from which consigned should be given.

(7) DETAILED STATEMENT showing the quantities and Value of each description of Merchandise Imported during the year ended **31st December, 1938**, distinguishing the Countries of Origin (a) (**Falkland Islands and Dependencies.**)

Articles and Countries of Origin (a)	Imports for Home Consumption.		Total Imports.	
	Quantities.	Value. £	Quantities.	Value. £
Wearing Apparel.				
United Kingdom		4087		4087
Denmark		49		49
New Zealand		30		30
Norway		972		972
Total		5138		5138
Wire Fencing Materials.				
United Kingdom		1322		1322
Argentine		78		78
Chile		380		380
Total		1780		1780
Sperm Oil.				
High Seas		1530		1530
Total		1530		1530
Whale Oil.				
High Seas.		147375		147375
Total		147375		147375
Whale Meat Meal.				
High Seas.		2810		2810
Total		2810		2810

(a) If the Country of Origin is unobtainable then Country from which consigned should be given.

(7) DETAILED STATEMENT showing the quantities and Value of each description of Merchandise Imported during the year ended **31st December, 1938**, distinguishing the Countries of Origin (a) (**Falkland Islands and Dependencies.**)

Articles and Countries of Origin (a)	Imports for Home Consumption.		Total Imports.	
	Quantities.	Value. £	Quantities.	Value. £
CLASS IV.				
Animals, living. (Stock).				
United Kingdom		22		22
Argentine		57		57
Chile		692		692
New Zealand		3316		3316
Norway		137		137
Total		4224		4224
CLASS V.				
Coin and Bullion.				
United Kingdom		205		205
Total		205		205

(a) If the Country of Origin is unobtainable then Country from which consigned should be given.

(7) DETAILED STATEMENT showing the quantities and Value of each description of Merchandise Imported during the year ended **31st December, 1938**, distinguishing the Countries of Origin (a) (**Falkland Islands.**)

Articles and Countries of Origin (a)	Imports for Home Consumption.		Total Imports.	
	Quantities.	Value. £	Quantities.	Value. £
CLASS I.				
Beer.				
United Kingdom		2567		2567
U.S.A.		17		17
Total		2584		2584
Corn and Fodder.				
United Kingdom		57		57
Argentine		875		875
Chile		427		427
Uruguay		919		919
Total		2278		2278
Fruit, Vegetables, And Seeds.				
United Kingdom		764		764
Argentine		263		263
Chile		98		98
Uruguay		732		732
Total		1857		1857
Mineral Waters.				
United Kingdom		175		175
France		10		10
Total		185		185

(a) If the Country of Origin is unobtainable then Country from which consigned should be given.

(7) DETAILED STATEMENT showing the quantities and Value of each description of Merchandise Imported during the year ended **31st December, 1938**, distinguishing the Countries of Origin (a) **(Falkland Islands.)**

Articles and Countries of Origin (a)	Imports for Home Consumption.		Total Imports.	
	Quantities.	Value. £	Quantities.	Value. £
Provisions, Unenumerated.				
United Kingdom		19340		19340
Argentina		1286		1286
Chile		73		73
Uruguay		1519		1519
U.S.A.		278		278
Denmark		260		260
New Zealand		307		307
Ceylon		257		257
Norway		6		6
Holland		54		54
France		19		19
Canada		32		32
Total		23431		23431
Spirits.				
United Kingdom		3923		3923
France		5		5
Holland		79		79
Total		4007		4007
Tobacco.				
United Kingdom		3198		3198
U.S.A.		5		5
Cyprus		4		4
Brazil		25		25
Total		3232		3232

(a) If the Country of Origin is unobtainable then Country from which consigned should be given.

(7) DETAILED STATEMENT showing the quantities and Value of each description of Merchandise Imported during the year ended **31st December, 1938**, distinguishing the Countries of Origin (a) **(Falkland Islands)**

Articles and Countries of Origin (a)	Imports for Home Consumption.		Total Imports.	
	Quantities.	Value. £	Quantities.	Value. £
Wines.				
United Kingdom		670		670
France		111		111
Chile		15		15
Italy		81		81
Portugal		6		6
Total		883		883
CLASS II.				
Coal, Coke and Oil fuel.				
United Kingdom		511		511
Argentina		279		279
Chile		371		371
Uruguay		1320		1320
Total		2481		2481
Timber.				
United Kingdom		2812		2812
Argentina		17		17
Chile		1471		1471
Latvia		130		130
Sweden		997		997
Total		14347		14347

(a) If the Country of Origin is unobtainable then Country from which consigned should be given.

162
 (7) DETAILED STATEMENT showing the quantities and Value of each description of Merchandise Imported during the year ended **31st December, 1938**, distinguishing the Countries of Origin (a) **(Falkland Islands.)**

Articles and Countries of Origin (a)	Imports for Home Consumption.		Total Imports.	
	Quantities.	Value. £	Quantities.	Value. £
CLASS III.				
Bags and Bagging.				
United Kingdom		1354		1354
Argentine		65		65
Total		1419		1419
Boots, Shoes and Saddlery.				
United Kingdom		2040		2040
Chile		350		350
New Zealand		60		60
Total		2450		2450
Canvas, Rope, etc.				
United Kingdom		729		729
Total		729		729
Chemicals, Crude and Fibre.				
United Kingdom		4951		4951
Argentine		300		300
Chile		205		205
Uruguay		112		112
U.S.A.		19		19
Switzerland		27		27
Total		5614		5614

(a) If the Country of Origin is unobtainable then Country from which consigned should be given.

163
 (7) DETAILED STATEMENT showing the quantities and Value of each description of Merchandise Imported during the year ended **31st December, 1938**, distinguishing the Countries of Origin (a) **(Falkland Islands.)**

Articles and Countries of Origin (a)	Imports for Home Consumption.		Total Imports.	
	Quantities.	Value. £	Quantities.	Value. £
Drapery, Fancy Goods and Haberdashery.				
United Kingdom		4217		4217
Total		4217		4217
Furniture and Effects.				
United Kingdom		1307		1307
Chile		7		7
Uruguay		32		32
Total		1346		1346
Glass and Earthenware.				
United Kingdom		822		822
Sweden		140		140
Total		962		962
Hardware, Machinery and Ammunition.				
United Kingdom		15075		15075
Argentine		40		40
Chile		114		114
Uruguay		289		289
U.S.A.		2601		2601
New Zealand		60		60
Norway		21		21
Sweden		276		276
Belgium		22		22
Total		18498		18498

(a) If the Country of Origin is unobtainable then Country from which consigned should be given.

154
 (7) DETAILED STATEMENT showing the quantities and Value of each description of Merchandise Imported during the year ended **31st December, 1938**, distinguishing the Countries of Origin (a) **(Falkland Islands.)**

Articles and Countries of Origin (a)	Imports for Home Consumption.		Total Imports.	
	Quantities.	Value. £	Quantities.	Value. £
Leather.				
United Kingdom		26		26
Total		26		26
Matches.				
United Kingdom		450		450
Total		450		450
Paints and Oils.				
United Kingdom		2743		2743
Argentina		361		361
Chile		45		45
Uruguay		2343		2343
U.S.A.		172		172
Total		5664		5664
Scientific and Professional Instruments.				
United Kingdom		646		646
Argentina		440		440
Uruguay		200		200
Total		1286		1286

(a) If the Country of Origin is unobtainable then Country from which consigned should be given.

155
 (7) DETAILED STATEMENT showing the quantities and Value of each description of Merchandise Imported during the year ended **31st December, 1938**, distinguishing the Countries of Origin (a) **(Falkland Islands.)**

Articles and Countries of Origin (a)	Imports for Home Consumption.		Total Imports.	
	Quantities.	Value. £	Quantities.	Value. £
Ships' Fittings.				
United Kingdom		229		229
Chile		405		405
Total		634		634
Soap, Candles and Toilet Preparations.				
United Kingdom		1507		1507
Uruguay		10		10
U.S.A.		36		36
Total		1553		1553
Stationery, Books and Papers.				
United Kingdom		1732		1732
Argentina		1		1
Uruguay		11		11
U.S.A.		1		1
Norway		5		5
Gold Coast		6		6
Total		1756		1756
Stone, Brick, Lime, and Cement and Slate.				
United Kingdom		1291		1291
Argentina		41		41
Chile		72		72
Uruguay		32		32
Italy		30		30
Total		1466		1466

(a) If the Country of Origin is unobtainable then Country from which consigned should be given. **1466**

156
(7) DETAILED STATEMENT showing the quantities and Value of each description of Merchandise Imported during the year ended **31st December, 1938**, distinguishing the Countries of Origin (a) **(Falkland Islands.)**

Articles and Countries of Origin (a)	Imports for Home Consumption.		Total Imports.	
	Quantities.	Value. £	Quantities.	Value. £
<u>Wearing Apparel.</u>				
United Kingdom		4087		4087
New Zealand		30		30
Total		4117		4117
<u>Wire Fencing Materials.</u>				
United Kingdom		1322		1322
Argentine		78		78
Chile		380		380
Total		1780		1780
<u>CLASS IV.</u>				
<u>Animals, living, (Stock)</u>				
Argentine		57		57
Chile		692		692
New Zealand		3316		3316
Total		4065		4065
<u>CLASS V.</u>				
<u>Coin and Bullion.</u>				
United Kingdom		205		205
Total		205		205

(a) If the Country of Origin is unobtainable then Country from which consigned should be given.

157
(7) DETAILED STATEMENT showing the quantities and Value of each description of Merchandise Imported during the year ended **31st December, 1938**, distinguishing the Countries of Origin (a) **(South Georgia)**

Articles and Countries of Origin (a)	Imports for Home Consumption.		Total Imports.	
	Quantities.	Value. £	Quantities.	Value. £
<u>CLASS I.</u>				
<u>Beer.</u>				
United Kingdom		2		2
Argentine		8		8
Total		10		10
<u>Corn and Fodder.</u>				
United Kingdom		52		52
Argentine		169		169
Norway		46		46
Denmark		35		35
Total		302		302
<u>Fruit, Vegetables and Seeds.</u>				
United Kingdom		264		264
Argentine		182		182
Norway		710		710
Denmark		117		117
Total		1273		1273
<u>Mineral Waters.</u>				
Norway		3		3
Total		3		3
<u>Provisions.</u>				
United Kingdom		2383		2094
Argentine		2094		3087
Norway		3087		353
Denmark		353		7917
Total		7917		7917

(a) If the Country of Origin is unobtainable then Country from which consigned should be given.

158
 (7) DETAILED STATEMENT showing the quantities and Value of each description of Merchandise Imported during the year ended **31st December, 1938**, distinguishing the Countries of Origin (a) **(South Georgia.)**

Articles and Countries of Origin (a)	Imports for Home Consumption.		Total Imports.	
	Quantities.	Value. £	Quantities.	Value. £
Spirits				
United Kingdom		43		43
Norway		41		41
Cape Verde Islands		8		8
Total		92		92
Tobacco.				
United Kingdom		184		184
Norway		148		148
Total		332		332
Wines.				
United Kingdom		10		10
Argentine		13		13
Norway		7		7
Total		30		30
CLASS II.				
Coal, Coke and Oil Fuel.				
United Kingdom		19501		19501
Norway		420		420
Dutch West Indies		57045		57045
Total		76966		76966
Metals.				
United Kingdom		483		483
Norway		261		261
Total		744		744

(a) If the Country of Origin is unobtainable then Country from which consigned should be given.

159
 (7) DETAILED STATEMENT showing the quantities and Value of each description of Merchandise Imported during the year ended **31st December, 1938**, distinguishing the Countries of Origin (a) **(South Georgia.)**

Articles and Countries of Origin (a)	Imports for Home Consumption.		Total Imports.	
	Quantities.	Value. £	Quantities.	Value. £
Empty Barrels and Drums.				
United Kingdom		500		500
Argentine		360		360
Total		860		860
Timber.				
United Kingdom		4		4
Argentine		35		35
Norway		473		473
Denmark		80		80
Union of South Africa		24		24
Total		616		616
CLASS III.				
Bags and Bagging.				
United Kingdom		4594		4594
Total		4594		4594
Boots, Shoes and Saddlery.				
United Kingdom		400		400
Norway		342		342
Total		742		742

(a) If the Country of Origin is unobtainable then Country from which consigned should be given.

170
 (7) DETAILED STATEMENT showing the quantities and Value of each description of Merchandise Imported during the year ended **31st December, 1938**, distinguishing the Countries of Origin (a) **(South Georgia)**

Articles and Countries of Origin (a)	Imports for Home Consumption.		Total Imports.	
	Quantities.	Value. £	Quantities.	Value. £
Canvas, Rope, etc.				
United Kingdom		529		529
Norway		3		3
Denmark		148		148
Total		680		680
Chemicals, Crude and Fine.				
United Kingdom		1186		1186
Argentine		303		303
Norway		155		155
Denmark		32		32
Total		1676		1676
Drapery, Fancy Goods and Haberdashery.				
United Kingdom		31		31
Argentine		1		1
Norway		64		64
Total		96		96
Furniture and Effects.				
United Kingdom		145		145
Norway		86		86
Total		231		231

(a) If the Country of Origin is unobtainable then Country from which consigned should be given.

171
 (7) DETAILED STATEMENT showing the quantities and Value of each description of Merchandise Imported during the year ended **31st December, 1938**, distinguishing the Countries of Origin (a) **(South Georgia)**

Articles and Countries of Origin (a)	Imports for Home Consumption.		Total Imports.	
	Quantities.	Value. £	Quantities.	Value. £
Glass and Earthenware.				
United Kingdom		60		60
Norway		95		95
Total		155		155
Hardware, Machinery and Ammunition.				
United Kingdom		5094		5094
Argentine		601		601
Norway		8521		8521
Denmark		2262		2262
Sweden		32		32
Total		16510		16510
Leather.				
United Kingdom		3		3
Norway		38		38
Denmark		15		15
Total		56		56
Matches.				
Norway		15		15
Total		15		15
Paints and Oils.				
United Kingdom		2127		2127
Norway		966		966
Dutch West Indies		82		82
Denmark		54		54
Total		3229		3229

(a) If the Country of Origin is unobtainable then Country from which consigned should be given.

172

(7) DETAILED STATEMENT showing the quantities and Value of each description of Merchandise Imported during the year ended **31st December, 1938**, distinguishing the Countries of Origin (a) **(South Georgia.)**

Articles and Countries of Origin (a)	Imports for Home Consumption.		Total Imports.	
	Quantities.	Value.	Quantities.	Value.
Ships' Fittings.		£		£
United Kingdom		1334		1334
Norway		874		874
Total		2208		2208
Soap, Candles and Toilet Preparations.				
United Kingdom		62		62
Norway		30		30
Total		92		92
Stationery, Books and Papers.				
United Kingdom		62		62
Argentine		35		35
Norway		98		98
Total		195		195
Stone, Brick, Lime, Cement and Slate.				
United Kingdom		84		84
Norway		20		20
Denmark		5		5
Total		109		109
Scientific and Professional Instruments.				
United Kingdom		52		52
Norway		228		228
Total		280		280

(a) If the Country of Origin is unobtainable then Country from which consigned should be given.

173

(7) DETAILED STATEMENT showing the Quantities and Value of each description of Merchandise Imported during the year ended **31st December, 1938**, distinguishing the Countries of Origin (a) **(South Georgia.)**

Articles and Countries of Origin (a)	Imports for Home Consumption.		Total Imports.	
	Quantities.	Value.	Quantities.	Value.
Wearing Apparel.		£		£
Norway		972		972
Denmark		49		49
Total		1021		1021
Seam Oil.				
High Seas		1530		1530
Total		1530		1530
Wale Meat Meal.				
High Seas.		2810		2810
Total		2810		2810
Wale Oil.				
High Seas		147375		147375
Total		147375		147375
CLASS IV.				
Animals, living. (Stock.) (Silver Foxes, etc.)				
United Kingdom		22		22
Norway		137		137
Total		159		159

(a) If the Country of Origin is unobtainable, then Country from which consigned should be given.

(8) DETAILED STATEMENT showing Quantities and Value of all articles Exported to Various Countries during the year ended **31st December, 1938** distinguishing the Exports of Domestic Produce. (**Falkland Islands and Dependencies.**)

Articles and Countries of Final Destination.	Quantities.			Value.		
	Domestic Produce.	Produce other than Domestic.	Total.	Domestic Produce.	Produce other than Domestic.	Total.
CLASS I.				£	£	£
Live Sheep.						
Chile	29350		29350	14508		14508
Total	29350		29350	14508		14508
Live Cattle.						
Chile	182		182	728		728
Total	182		182	728		728
CLASS II.						
Hides.						
United Kingdom	735		735	830		830
Total	735		735	830		830
Sheepskins.						
United Kingdom	bales 748		bales 748	18606		18606
Total	748		748	18606		18606
Wool Bone.						
United Kingdom	tons 37		tons 37	740		740
High Seas	10		10	70		70
Total	47		47	810		810
Wool.						
United Kingdom	lbs. 3618327		lbs. 3618327	163109		163109
Total	3618327		3618327	163109		163109

(8) DETAILED STATEMENT showing Quantities and Value of all articles Exported to Various Countries during the year ended **the 31st December, 1938** distinguishing the Exports of Domestic Produce. (**Falkland Islands and Dependencies.**)

Articles and Countries of Final Destination.	Quantities			Value.		
	Domestic Produce.	Produce other than Domestic.	Total.	Domestic Produce.	Produce other than Domestic.	Total.
Empty Barrels and Drums.				£	£	£
Chile		20	20		50	50
Uruguay		367	376		183	183
Total		387	387		233	233
Other Articles. (Soot, Ashes, etc.)						
United Kingdom				66	66	66
High Seas				68	68	68
Total				134	134	134
CLASS III.						
Bone and Hoat Meal.						
United Kingdom	Bags 5583		Bags 5583	3920		3920
Canary Islands	62115		62115	16700		16700
Cape Verde Islands	400		400	140		140
High Seas	8900		8900	3115		3115
Total	76998		76998	23875		23875
Effects.						
United Kingdom					560	560
Total					560	560
Guano.						
United Kingdom	bags 64973		bags 64973	39532		39532
Total	64973		64973	39532		39532

(8) DETAILED STATEMENT showing Quantities and Value of all articles Exported to Various Countries during the year ended **31st December, 1938** distinguishing the Exports of Domestic Produce. **(Falkland Islands and Dependencies.)**

Articles and Countries of Final Destination.	Quantities			Value.		
	Domestic Produce.	Produce other than Domestic.	Total.	Domestic Produce.	Produce other than Domestic.	Total.
Hardware, Machinery and Ammunition.				£	£	£
United Kingdom					2586	2586
Uruguay					26	26
Chile					150	150
Total					2762	2762
Paints and Oils.						
United Kingdom					1	1
Total					1	1
Seal Oil.						
United Kingdom	barrels 11857	barrels 11857	23714			23714
Total	11857	11857	23714			23714
Scientific and Professional Instruments.						
United Kingdom					55	55
Uruguay					250	250
Argentina					450	450
Total					755	755
Tallow.						
United Kingdom	Casks 129	Casks. 129	754			754
Chile	38	38	75			75
Total	167	167	829			829

(8) DETAILED STATEMENT showing Quantities and Value of all articles Exported to Various Countries during the year ended **31st December, 1938** distinguishing the Exports of Domestic Produce. **(Falkland Islands and Dependencies.)**

Articles and Countries of Final Destination.	Quantities			Value.		
	Domestic Produce.	Produce other than Domestic.	Total.	Domestic Produce.	Produce other than Domestic.	Total.
Whale Oil.				£	£	£
United Kingdom	Barrels 67717	Barrels 67717	135434			135434
Argentina	90	90	180			180
Cape Verde Islands	14610	14610	29220			29220
Norway	18110	18110	36220			36220
High Seas	82334	82334	171473			171473
Total	182861	182861 +	372527			372527 +
CLASS IV.						
Silver Shooting Trophy.						
United Kingdom				105		105
Total				105		105

This figure includes 102,328 barrels value £211,361, manufactured at sea, imported into South Georgia and subsequently re-exported therefrom free of duty.

178
 (8) DETAILED STATEMENT showing Quantities and Value of all articles Exported to Various Countries during the year ended **31st December, 1938,** distinguishing the Exports of Domestic Produce. (**Falkland Islands.**)

Articles and Countries of Final Destination.	Quantities			Value.		
	Domestic Produce.	Produce other than Domestic.	Total.	Domestic Produce.	Produce other than Domestic.	Total.
CLASS I.				£	£	£
Live Sheep.						
Chile	29350		29350	14508		14508
Total	29350		29350	14508		14508
Live Cattle.						
Chile	182		182	728		728
Total	182		182	728		728
CLASS II.						
Hides.						
United Kingdom	735		735	830		830
Total	735		735	830		830
Sheepskins.						
United Kingdom	bales 748		bales 748	18606		18606
Total	748		748	18606		18606
Wool.						
United Kingdom	lbs 3618327		lbs 3618327	163109		163109
Total	3618327		3618327	163109		163109
Ready Drums.						
Chile	20	20	20	50	50	50
Uruguay	367	367	367	183	367	183
Total	387	387	387	233	233	233

179
 (8) DETAILED STATEMENT showing Quantities and Value of all articles Exported to Various Countries during the year ended **31st December, 1938** distinguishing the Exports of Domestic Produce. (**Falkland Islands.**)

Articles and Countries of Final Destination.	Quantities			Value.		
	Domestic Produce.	Produce other than Domestic.	Total.	Domestic Produce.	Produce other than Domestic.	Total.
CLASS III.				£	£	£
Hardware, Machinery and Ammunition.						
United Kingdom					266	266
Uruguay					26	26
Chile					150	150
Total					442	442
Effects.						
United Kingdom					560	560
Total					560	560
Fallow.						
United Kingdom	cases 129		cases 129	754		754
Chile	38		38	75		75
Total	167		167	829		829
Scientific and Professional Instruments.						
United Kingdom				55		55
Uruguay (Cinema Films)				250		250
Argentine - do -				450		450
Total				755		755
Paints and Oils.						
United Kingdom				1		1
Total				1		1

(8) DETAILED STATEMENT showing Quantities and Value of all articles Exported to Various Countries during the year ended **31st December, 1938** distinguishing the Exports of Domestic Produce. **(Falkland Islands)**

Articles and Countries of Final Destination.	Quantities			Value.		
	Domestic Produce.	Produce other than Domestic.	Total.	Domestic Produce.	Produce other than Domestic.	Total.
CLASS IV.				£	£	£
Silver Shooting Trophy.						
United Kingdom					105	105
Total					105	105

(8) DETAILED STATEMENT showing Quantities and Value of all articles Exported to Various Countries during the year ended **31st December, 1938** distinguishing the Exports of Domestic Produce. **(South Georgia)**

Articles and Countries of Final Destination.	Quantities			Value.		
	Domestic Produce.	Produce other than Domestic.	Total.	Domestic Produce.	Produce other than Domestic.	Total.
CLASS II.				£	£	£
Whale Bone.						
United Kingdom	tons 37		tons 37	740		740
High Seas	10		10	70		70
Total	47		47	810		810
Other Articles. (Soot and Ashes) etc.						
United Kingdom				66		66
High Seas				68		68
Total				134		134
CLASS III.						
Bone and Meat Meal.						
Canary Islands	Bags 62115		Bags 62115	16700		16700
Cape Verde Islands	400		400	140		140
United Kingdom	5583		5583	3920		3920
High Seas	8900		8900	3115		3115
Total	76998		76998	23875		23875
Wool.						
United Kingdom	bags 64973		bags 64973	39532		39532
Total	64973		64973	39532		39532

(8) DETAILED STATEMENT showing Quantities and Value of all articles Exported to Various Countries during the year ended **31st December, 1938,** distinguishing the Exports of Domestic Produce. **(South Georgia)**

Articles and Countries of Final Destination.	Quantities			Value.		
	Domestic Produce.	Produce other than Domestic.	Total.	Domestic Produce.	Produce other than Domestic.	Total.
Hardware, Machinery and Ammunition.				£	£	£
United Kingdom					2320	2320
Total					2320	2320
Seal Oil.						
United Kingdom	barrels 11857	barrels 11857	23714			23714
Total	11857	11857	23714			23714
Whale Oil.						
United Kingdom	Barrels 6777	Barrels 6777	135434			135434
Cape Verde Islands	14610	14610	29220			29220
Norway	18110	18110	36220			36220
Argentina	90	90	180			180
High Seas	82334	82334	171473			171473
Total	182861	182861 +	372527			372527 +

* This figure includes 102,328 barrels, value £211,361, manufactured at sea, imported into South Georgia and subsequently re-exported therefrom free of duty.

(9) Rates and amounts of Duties levied on all Dutiable Articles Imported and Exported during the year ended **31st December, 1938.** **(Falkland Islands & Dependencies)**

Articles.	Quantity.	Value.	Imports.	
			Gross amount of duty levied.	Rate of Duty.
Beer	gallons 15028	£ 2594	£ 376	1/- per doz. qts. 6d. per doz. pts. 6d. per gal. bulk.
Spirits	4878	4099	4878	20/- per gal. not exceeding proof.
Tobacco	lbs. 11038	3564	2208	1/- per lb. cigars 6/9 per lb. 9/10ths on Empire Tobacco.
Wine	gallons. 1202	913	200	6/9 per doz. rep. qts. 9/- per doz. litres. 3/- per gal. bulk.
Matches	gross. 100	15	20	1/- gross not exceeding 10,000 matches. Empire matches free.
Total amount collected on all Articles Imported.		11185	7683	
Exports.				
Guano	bags 64973	39532	716	1 1/2d per 100 lbs. or part thereof.
Oil, Seal	barrels 11857	23714	970	1/6 per barrel of 40 gallons.
Oil, Whale	80533	161166	6009	1/6 per barrel of 40 gallons.
Whale Meat Meal	bags 76998	23875	565	1 1/2d per 100 lbs. or part thereof.
Wool	lbs 3618327	163109	7239	1/- per 25 lbs. or part thereof.
Total amount collected on all Articles Exported.		41096	15499	

184

(10) DETAILED STATEMENT showing the Quantity and Value of BULLION and SPECIE Imported into **Falkland Islands and Dependencies** during the year ended **31st December, 1938**, distinguishing Countries from which consigned.

Country from which consigned.	IMPORTS.					
	Bullion.		Specie.		Total.	
	Quantity.	Value.	Quantity.	Value.	Quantity.	Value.
	GOLD.					
	Ozs.	£	Ozs.	£	Ozs.	£
United Kingdom ...			N	I	L	
TOTAL GOLD ...			N	I	L	
	SILVER.					
United Kingdom ...				205		205
TOTAL SILVER ...				205		205
	NICKEL, BRONZE, &c.					
United Kingdom ...			N	I	L	
TOTAL NICKEL, BRONZE &c.			N	I	L	

185

(11) SUMMARY of the PRINCIPAL ARTICLES IMPORTED FROM AND EXPORTED TO GREAT BRITAIN during the years ended 31st December, 1938.

ARTICLES.	QUANTITIES.						VALUES.					
	1934	1935	1936	1937	1938		1934	1935	1936	1937	1938	
UNITED KINGDOM.												
Imports therefrom.												
Animals, living, (stock)									5	270		22
Bags and Bagging							6194	5745	1382	4399		5948
Beer							3176	1987	1660	2750		2569
Boots, shoes & Saddlery							2109	1667	2676	2483		2440
Canvas, Rope, etc.							2126	1438	2183	1858		1258
Chemicals, crude & fine							4628	4727	5727	5499		6137
Coal, Coke & Oil Fuel							13767	26650	19364	18138		20012
Coin and Bullion							750	-	960	1125		205
Corn and Fodder							80	69	171	41		109
Carried forward							33375	42891	34128	36563		36700

(Falkland Islands and Dependencies.)

(11) SUMMARY of the PRINCIPAL ARTICLES IMPORTED from and EXPORTED to each Country during the years ended 31st December, 1938.

ARTICLES.	QUANTITIES.					VALUE.				
	1934	1935	1936	1937	1938	1934	1935	1936	1937	1938
UNITED KINGDOM.										
Imports therefrom (Contd.)										
Brought forward										
Drapery, Fancy Goods and Haberdashery	4904	4599	5331	5023	4248	42891	42891	34128	36563	38700
Empty Barrels and Drums	1609	1996	1254	589	500					
Fruit, Vegetables and Seeds	524	851	626	1356	1028					
Furniture and Effects	1973	2832	1987	1835	1452					
Glass and Earthenware	945	1214	1051	878	882					
Hardware, Machinery and Ammunition	16826	22670	10201	25607	20169					
Leather	197	246	61	128	29					
Matches	482	604	332	403	450					
Carried forward	60735	77903	63971	72382	67458					

ARTICLES.	QUANTITIES.					VALUE.				
	1934	1935	1936	1937	1938	1934	1935	1936	1937	1938
UNITED KINGDOM.										
Imports therefrom. (Contd.)										
Brought forward										
Metals										
Mineral Waters	142	206	169	243	175					
Paints and Oils	3834	4645	3456	3910	4870					
Provisions	19674	19464	20871	21976	21723					
Scientific and Professional Instruments	43	354	87	91	698					
Ships' fittings	601	507	132	32	1563					
Soap, Candles and Toilet Preparations	1481	1382	1850	1464	1569					
Spirits	3020	1945	1903	3646	3966					
Stationery, Books and Papers	1797	1775	1306	2265	1794					
Carried forward	91327	108181	93745	106009	104299					

(Falkland Islands and Dependencies.)

(11) SUMMARY of the PRINCIPAL ARTICLES Imported from and Exported to each Country during the years ended 31st December.

ARTICLES.	QUANTITIES.					VALUES.				
	1934	1935	1936	1937	1938	1934	1935	1936	1937	1938
<u>UNITED KINGDOM.</u>						£	£	£	£	£
<u>Imports therefrom. (Contd.)</u>										
Brought forward						91327	108181	93745	106009	104299
Stones, Brick, Lime, Cement and Slate						2013	1209	1232	1101	1375
Timber						2809	1850	3322	2122	2816
Tobacco						4146	4037	2659	4513	3382
Wearing Apparel						3937	4158	4463	6931	4087
Wines						860	683	616	1035	680
Wire Fencing Materials						1110	1472	3857	979	1322
TOTAL IMPORTS						106202	121590	109894	122690	117961

(11) SUMMARY of the PRINCIPAL ARTICLES Imported from and Exported to each Country during the years ended 31st December.

ARTICLES.	QUANTITIES.					VALUES.				
	1934	1935	1936	1937	1938	1934	1935	1936	1937	1938
<u>UNITED KINGDOM.</u>						£	£	£	£	£
<u>Exports thereeto.</u>										
Bone Meal	bags 1607	bags 2943	bags -	bags 10867	bags -	802	4589	-	4401	-
Effects						481	113	-	197	560
Guano	122230	87730	69141	39477	64973	62748	57994	38589	21833	39532
Hides	858	1181	1634	976	735	599	565	930	1172	830
Hardware	barrels 8622	barrels 3821	barrels 13978	barrels 2834	barrels 11857	637	1720	1410	466	2586
Seal Oil	bales 853	bales 669	bales 634	bales 933	bales 748	14570	7765	40319	7740	23714
Sheepskins	casks 461	casks 553	casks 659	casks 540	casks 129	8658	6267	6895	16732	18606
Tallow	tons 110	tons 601	tons 10	tons 29	tons 37	1423	1875	2059	2570	754
Tinned Meat						10	-	-	-	-
Whale Bone						2200	1221	202	588	740
Whale Meat Meal						-	-	-	26044	3920
Whale Oil	barrels 181966	barrels 99519	barrels 42806	barrels 34472	barrels 67717	358361	228915	118469	103440	135434
Wool	lbs 3987421	lbs 4159082	lbs 3994537	lbs 4560063	lbs 3618327	130185	109381	98684	162511	163109
All Other Articles						-	-	21	125	227
TOTAL EXPORTS						530674	417405	307578	347819	390012

(Falkland Islands and Dependencies.)

(11) SUMMARY of the PRINCIPAL ARTICLES IMPORTED from and EXPORTED to each Country during the years ended 31st December,

ARTICLES.	QUANTITIES.					VALUE.				
	1934	1935	1936	1937	1938	1934	1935	1936	1937	1938
BRITISH WEST INDIES.						£	£	£	£	£
Imports therefrom :-						-	-	-	-	-
Coal, Coke and Oil Fuel						-	6048	-	-	-
TOTAL IMPORTS						-	6048	-	-	-
CANADA.										
Imports therefrom :-						-	8	-	-	32
Provisions						-	8	-	-	32
TOTAL IMPORTS						-	8	-	-	32
CYLON.										
Imports therefrom :-						-	86	68	201	257
Provisions						-	-	8	-	-
Tobacco						-	-	-	-	-
TOTAL IMPORTS						-	86	76	201	257

(Falkland Islands and Dependencies.)

(11) SUMMARY of the PRINCIPAL ARTICLES IMPORTED from and EXPORTED to each Country during the years ended 31st December,

ARTICLES.	QUANTITIES.					VALUE.				
	1934	1935	1936	1937	1938	1934	1935	1936	1937	1938
CYPRUS.						£	£	£	£	£
Imports therefrom.						-	1500	-	-	-
Furniture and Effects						-	-	-	14	4
Tobacco						-	30	40	-	-
ALL OTHER ARTICLES						→	1530	40	14	4
TOTAL IMPORTS						-	-	-	-	-
SOUTH AFRICA.										
Imports therefrom.						-	-	-	-	24
Timber						7	-	-	-	-
ALL OTHER ARTICLES						7	-	-	-	24
TOTAL IMPORTS						-	-	-	-	24

(Falkland Islands and Dependencies.)

(11) SUMMARY of the PRINCIPAL ARTICLES IMPORTED from and EXPORTED to each Country during the years ended 31st December,

ARTICLES.	QUANTITIES.					VALUE.				
	1934	1935	1936	1937	1938	1934	1935	1936	1937	1938
AUSTRALIA.										
Imports therefrom.										
All other Articles	30	-	-	-	-					
TOTAL IMPORTS	30	-	-	-	-					
NEW ZEALAND.										
Imports therefrom :-										
Animals, living (Stock)	-	5000	-	-	-		2660			3316
Corn and Fodder	-	-	-	-	-		85			-
Boots, Shoes and Saddlery	-	-	-	-	-		-			60
Fruit, Vegetables and Seeds	-	-	-	-	-		149			-
Hardware, Machinery and Ammunition	-	-	-	-	-		56			60
Provisions	-	-	-	-	-		325			307
Wearing Apparel	-	-	-	-	-		-			30
All other Articles	15	-	-	-	-		5			-
TOTAL IMPORTS	15	-	-	-	-		-			372

(Falkland Islands and Dependencies.)

(11) SUMMARY of the PRINCIPAL ARTICLES IMPORTED from and EXPORTED to each Country during the years ended 31st December,

ARTICLES.	QUANTITIES.					VALUE.				
	1934	1935	1936	1937	1938	1934	1935	1936	1937	1938
BAHAMAS.										
Imports therefrom.										
Furniture and Effects	-	-	-	-	-		-		261	-
TOTAL IMPORTS	-	-	-	-	-		-		261	-
BRITISH HONDURAS.										
Exports thereto.										
Furniture and Effects.	-	-	-	-	-		-		1108	-
TOTAL EXPORTS	-	-	-	-	-		-		1108	-
GOLD COAST.										
Imports therefrom.										
Stationery, Books & Paper	-	-	-	-	-		-		-	6
TOTAL IMPORTS	-	-	-	-	-		-		-	6

(Falkland Islands and Dependencies.)

(11) SUMMARY of the PRINCIPAL ARTICLES IMPORTED from and EXPORTED to each Country during the years ended 31st December,

ARTICLES.	QUANTITIES.					VALUE.				
	1934	1935	1936	1937	1938	1934	1935	1936	1937	1938
ARGENTINE.						£	£	£	£	£
Imports therefrom.										
Animals, living (Stock)						486	2120	1182	118	57
Bags and Bagging						-	-	-	-	65
Beer						68	-	-	8	8
Boots, Shoes & Saddlery						215	-	-	-	-
Chemicals, Crude & Fine						2217	2950	481	757	603
Coal, Coke & Oil Fuel						-	-	125	-	279
Corn & Fodder						898	819	1311	1340	1044
Drapery, Fancy Goods & Haberdashery						-	-	-	-	1
Empty Barrels & Drums						-	1052	413	-	360
Fruit, Vegetables & Seeds						665	356	382	459	445
Carried forward						4549	7297	3894	2682	2862

(Falkland Islands and Dependencies.)

(11) SUMMARY of the PRINCIPAL ARTICLES IMPORTED from and EXPORTED to each Country during the years ended 31st December.

ARTICLES.	QUANTITIES.					VALUE.				
	1934	1935	1936	1937	1938	1934	1935	1936	1937	1938
ARGENTINE.						£	£	£	£	£
Imports therefrom (Contd.)										
Brought forward						4549	7297	3894	2682	2862
Hardware, Machinery & Ammunition						1075	115	779	100	641
Paints and Oils						496	283	516	503	361
Provisions (Unenumerated)						2447	3405	3891	3860	3380
Scientific and Professional Instruments.						-	-	-	600	440
Stationery, Books & Papers						-	-	-	-	36
Stone, Brick, Lime, Cement and Slate						-	-	-	-	41
Timber						-	-	-	-	52
Wines						270	-	199	-	13
Wire Fencing Materials						-	-	100	50	78
All Other Articles						146	309	93	169	-
TOTAL IMPORTS						8983	11409	9472	7974	7904

(Falkland Islands and Dependencies.)

(11) SUMMARY of the PRINCIPAL ARTICLES IMPORTED from and EXPORTED to each Country during the years ended 31st December,

ARTICLES.	QUANTITIES.					VALUE.				
	1934	1935	1936	1937	1938	1934	1935	1936	1937	1938
ARGENTINE.										
Exports thereto.										
Bone Meal	bags 1789	bags 12057				708	-	-	-	-
Guano	7682					3042	4774	-	-	-
Hardware, Machinery and Ammunition				barrels 883		440	2810	780	920	-
Seal Oil	barrels 118	barrels 320				236	600	-	2649	-
Scientific and Professional Instruments (Films)					barrels 90	-	-	-	-	450
Whale Oil	590	2000		1832		1180	3900	-	5496	180
TOTAL EXPORTS						5606	12084	780	9065	630
BRAZIL.										
Imports therefrom.										
Corn and Fodder						-	-	-	136	-
Fruit, Vegetables & Seeds						289	354	338	445	-
Carried forward						289	354	338	581	-

(Falkland Islands and Dependencies.)

(11) SUMMARY of the PRINCIPAL ARTICLES IMPORTED from and EXPORTED to each Country during the years ended 31st December,

ARTICLES.	QUANTITIES.					VALUE.				
	1934	1935	1936	1937	1938	1934	1935	1936	1937	1938
BRAZIL.										
Imports therefrom (Contd.)										
Brought forward						289	354	338	581	-
Provisions (Unenumerated)						-	596	145	325	-
Stone, Brick, Lime, Cement and Slate						147	200	115	-	-
Timber						494	1086	433	881	-
Tobacco						-	-	-	-	25
All Other Articles						124	36	4	61	-
TOTAL IMPORTS						1054	2272	1035	1848	25
Exports thereto.										
All Other Articles						3	-	-	-	-
TOTAL EXPORTS						3	-	-	-	-

(Falkland Islands and Dependencies.)

(1) SUMMARY of the PRINCIPAL ARTICLES Imported from and Exported to each Country during the years ended **31st December,**

ARTICLES.	QUANTITIES.					VALUE.				
	1934	1935	1936	1937	1938	1934	1935	1936	1937	1938
ANGLIUM.										
Imports therefrom.										
Bags and Bagging										
Coal, Coke and Oil Fuel						280	-	-	-	-
Hardware, Machinery and Ammunition						9157	-	-	-	-
All Other Articles						148	-	-	-	22
						160	-	-	-	-
TOTAL IMPORTS						9745	-	-	-	22
CANARY ISLANDS.										
Imports therefrom.										
Coal, Coke and Oil Fuel						6315	8842	8975	7950	-
TOTAL IMPORTS						6315	8842	8975	7950	-

(Falkland Islands and Dependencies.)

(1) SUMMARY of the PRINCIPAL ARTICLES Imported from and Exported to each Country during the years ended **31st December,**

ARTICLES.	QUANTITIES.					VALUE.				
	1934	1935	1936	1937	1938	1934	1935	1936	1937	1938
CANARY ISLANDS.										
Exports thereto.										
Hardware				bags 1300					810	
Gumac				tons 20					805	
Whale Bone				barrels 10000					140	
Whale Oil				barrels 32920				30000	158500	
Whale Meat Meal				bags 62115						16700
TOTAL EXPORTS								30000	160255	16700
CAPE VERDE ISLANDS.										
Imports therefrom.										
Coal, Coke and Oil Fuel									10290	
Spirits										8
All Other Articles									2	
TOTAL IMPORTS									10292	8

(Falkland Islands and Dependencies.)

(11) SUMMARY of the PRINCIPAL ARTICLES IMPORTED from and EXPORTED to each Country during the years ended 31st December.

ARTICLES.	QUANTITIES.					VALUE.				
	1934	1935	1936	1937	1938	1934	1935	1936	1937	1938
CAPE VERDE ISLANDS.										
Exports therefrom.										
Guano			bags 3850			-	-	3850	-	-
Whale Meat Meal					bags 400	-	-	-	-	140
Whale Oil			barrels 69276		barrels 14610	-	-	173190	-	29220
TOTAL EXPORTS						-	-	177040	-	29360
CZECHOSLOVAKIA.										
Imports therefrom.										
Glass and Earthenware						-	30	-	-	-
TOTAL IMPORTS						-	30	-	-	-

(Falkland Islands and Dependencies.)

(11) SUMMARY of the PRINCIPAL ARTICLES IMPORTED from and EXPORTED to each Country during the years ended 31st December.

ARTICLES.	QUANTITIES.					VALUE.				
	1934	1935	1936	1937	1938	1934	1935	1936	1937	1938
CHILE.										
Imports therefrom.										
Animals, living (Stock)	270		1160			270	1260	1160	2183	692
Boots, Shoes & Saddlery	-		259			-	-	259	205	350
Coal, Coke and Oil Fuel	630		1575			630	161	1575	2415	371
Chemicals, Crude & Fine	-					-	-	-	-	205
Corn and Fodder	255		355			255	335	355	237	427
Empty Barrels & Drums	-					-	-	-	180	-
Fruit, Vegetables & Seeds	-					-	-	-	192	98
Furniture & Effects	-					-	-	-	-	7
Hardware, Machinery and Ammunition.	-					-	-	-	177	114
Paints and Oils	-					-	145	-	502	45
Provisions (Unenumerated)	109					109	-	-	201	73
Timber	2035		642			2035	4027	642	3144	1471
Carried forward						3299	5928	3991	9436	3853

(Falkland Islands and Dependencies.)

(1) SUMMARY of the PRINCIPAL ARTICLES IMPORTED from and EXPORTED to each Country during the years ended 31st December,

ARTICLES.	QUANTITIES.						VALUE.					
	1934	1935	1936	1937	1938		1934	1935	1936	1937	1938	
CHILE.												
Imports therefrom (Contd.)												
Brought forward												
Ships' Fittings							3299	5928	3991	9436	3853	
Stones, Brick, Lime, Cement and Slate							-	-	-	250	405	
Wearing Apparel							-	-	-	-	72	
Wines							-	-	-	-	-	
Wire Fencing Materials							-	-	-	-	15	
All Other Articles							-	-	104	-	380	
TOTAL IMPORTS							231	281	396	153	-	
							3530	6209	4491	9839	4725	
CHILE.												
Exports thereto.												
Animals, living (Stock)												
- do - (Cattle)								457	573	13773	14508	
							-	-	-	-	728	
								457	573	13773	14508	

(Falkland Islands and Dependencies.)

(11) SUMMARY of the PRINCIPAL ARTICLES IMPORTED from and EXPORTED to each Country during the years ended 31st December,

ARTICLES.	QUANTITIES.						VALUE.					
	1934	1935	1936	1937	1938		1934	1935	1936	1937	1938	
CHILE.												
Exports thereto (Contd.)												
Brought forward												
Casings							444	-	-	-	-	
Tallow							140	-	-	-	-	
Wool							-	-	-	-	50	
Empty Barrels & Drums							-	-	-	-	150	
Hardware, Machinery and Ammunition							59	348	365	74	-	
All Other Articles							643	805	938	14558	15511	
TOTAL EXPORTS							-	-	-	-	-	
DENMARK.												
Imports therefrom.												
Provisions												
Coal, Coke & Oil Fuel								1554	2050	-	-	
Carried forward								1554	2050	108	613	
								1554	2050	108	613	

(Falkland Islands and Dependencies.)

(11) SUMMARY of the PRINCIPAL ARTICLES IMPORTED FROM and EXPORTED TO each Country during the years ended **31st December,**

ARTICLES.	QUANTITIES.					VALUE.				
	1934	1935	1936	1937	1938	1934	1935	1936	1937	1938
DENMARK.										
Imports therefrom.										
Brought forward										
Hardware, Machinery and Ammunition						£	1554	2050	108	613
Fruit, Vegetables & Seeds						£	598	1907	-	2262
Canvas, Rope, etc.							-	206	-	117
Chemicals, Crude & Fine							-	-	-	148
Corn and Fodder							-	-	-	32
Leather							-	-	-	35
Paints and Oils							-	-	-	15
Stone, Brick, Lime, Cement and Slate							-	-	-	54
Timber							-	-	-	5
Wearing Apparel							-	-	-	80
All Other Articles							-	-	-	49
						£	431	154	-	-
TOTAL IMPORTS						£	2583	4317	108	3410

(11) SUMMARY of the PRINCIPAL ARTICLES IMPORTED FROM and EXPORTED TO each Country during the years ended **31st December,**

ARTICLES.	QUANTITIES.					VALUE.				
	1934	1935	1936	1937	1938	1934	1935	1936	1937	1938
DENMARK.										
Exports thereto.										
Guano										
Hardware, Machinery & Ammunition				bags 20855					£	11690
Seal Oil				barrels 9890					£	1870
Whale Oil				14080					£	26307
									£	37613
TOTAL EXPORTS									£	77480
HATCH WEST INDIES.										
Imports therefrom.										
Coal, Coke and Oil Fuel						£	24184	36005	103469	57045
Hardware, Machinery and Ammunition						£	200	-	-	-
Paints and Oils						£	150	-	-	82
All Other Articles										
TOTAL IMPORTS						£	41610	36005	103473	57127

(Falkland Islands and Dependencies.)

(11) SUMMARY of the PRINCIPAL ARTICLES IMPORTED from and EXPORTED to each Country during the years ended **31st December,**

ARTICLES.	QUANTITIES.					VALUE.				
	1934	1935	1936	1937	1938	1934	1935	1936	1937	1938
FRANCE.						£	£	£	£	£
Imports therefrom.										
Mineral Waters						-	-	-	-	10
Provisions						-	-	-	-	19
Spirits						-	98	-	-	5
Wines						-	-	-	-	111
All Other Articles						-	-	15	61	-
TOTAL IMPORTS						-	98	15	61	145
FRENCH WEST AFRICA.										
Exports therefrom.										
Whale Oil						-	13000	-	-	-
TOTAL EXPORTS						-	13000	-	-	-

(Falkland Islands and Dependencies.)

(11) SUMMARY of the PRINCIPAL ARTICLES IMPORTED from and EXPORTED to each Country during the years ended **31st December,**

ARTICLES.	QUANTITIES.					VALUE.				
	1934	1935	1936	1937	1938	1934	1935	1936	1937	1938
GERMANY.						£	£	£	£	£
Imports therefrom.										
Drapery, Fancy Goods and Haberdashery						4	12	-	-	-
All Other Articles						20	-	70	-	-
TOTAL IMPORTS						20	12	70	-	-
FINLAND.										
Imports therefrom.										
Timber						-	220	235	340	-
TOTAL IMPORTS						-	220	235	340	-
HOLLAND.										
Imports therefrom.										
Bags and Bagging						-	-	1857	1452	-
Canvas, Rope, etc.						-	-	198	529	-
Carried forward						-	-	2055	1981	-

(Falkland Islands and Dependencies.)

(11) SUMMARY of the PRINCIPAL ARTICLES IMPORTED from and EXPORTED to each Country during the years ended 31st December,

ARTICLES.	QUANTITIES.					VALUE.				
	1934	1935	1936	1937	1938	1934	1935	1936	1937	1938
HOLLAND.										
Imports therefrom (Contd.)										
Brought forward										
Coal, Coke & Oil Fuel								2055	1981	-
Hardware, Machinery and Ammunition						156	-	180	264	-
Paints and Oils						-	150	2119	2450	-
Provisions						333	-	175	152	-
Spirits						181	15	763	1080	54
Tobacco						-	-	-	-	79
Ships' Fittings						-	-	100	-	-
All Other Articles						-	-	-	123	-
						-	-	281	292	-
TOTAL IMPORTS						670	165	5673	6342	133

(Falkland Islands and Dependencies.)

(11) SUMMARY of the PRINCIPAL ARTICLES IMPORTED from and EXPORTED to each Country during the years ended 31st December,

ARTICLES.	QUANTITIES.					VALUE.				
	1934	1935	1936	1937	1938	1934	1935	1936	1937	1938
HOLLAND.										
Exports thereto.										
Guano								3175	-	-
Whale Oil								12210	-	-
TOTAL EXPORTS								15385	-	-
HIGH SEAS.										
Imports therefrom.										
Guano								4667	-	-
Sperm Oil								-	-	1530
Whale Meat Meal								1998	4574	2810
Whale Oil								133658	178190	147375
TOTAL IMPORTS						93842	60015	140323	182764	151715

(Falkland Islands and Dependencies.)

(11) SUMMARY of the PRINCIPAL ARTICLES IMPORTED from and EXPORTED to each Country during the years ended 31st December.

ARTICLES.	QUANTITIES.					VALUE.				
	1934	1935	1936	1937	1938	1934	1935	1936	1937	1938
HIGH SEAS.										
Exports therefrom.										
Coal, Coke & Oil Fuel	tons 6000	tons 4263	bags 5667		bags 8900	10800	6400	-	-	-
Bone & Meat Meal			31321		tons 10	-	-	3504	-	3115
Dummo					barrels 82334	-	-	15904	-	-
Whale Bone						-	-	-	-	70
Whale Oil						-	-	79090	-	171473
All other Articles						-	-	36	-	58
TOTAL EXPORTS						10800	6400	98534	-	174726
ITALY.										
Imports therefrom.										
Stone, Brick, Lime, Cement and Slate						115	30	-	-	30
Wines						-	-	-	-	81
All other Articles						28	-	-	-	-
TOTAL IMPORTS						143	30	-	-	111

(Falkland Islands and Dependencies.)

(11) SUMMARY of the PRINCIPAL ARTICLES IMPORTED from and EXPORTED to each Country during the years ended 31st December.

ARTICLES.	QUANTITIES.					VALUE.				
	1934	1935	1936	1937	1938	1934	1935	1936	1937	1938
LATVIA.										
Imports therefrom.										
Timber						-	-	-	200	130
TOTAL IMPORTS						-	-	-	200	130
NORWAY.										
Imports therefrom.										
Animals, living (Stock)						-	-	-	182	137
Bags and Bagging						-	-	2412	-	-
Boots, Shoes & Saddlery						321	596	421	457	342
Canvas, Rope, etc.						1841	2744	1846	2837	3
Chemicals, crude & Fine						-	-	288	-	155
Coal, Coke and Oil Fuel						-	-	10271	-	420
Drapery, Fancy Goods and Haberdashery						364	992	1025	1190	64
Empty Barrels & Drums						-	-	516	-	-
Carried forward						2526	4332	16779	4666	1121

(Falkland Islands and Dependencies.)

(I) SUMMARY of the PRINCIPAL ARTICLES IMPORTED from and EXPORTED to each Country during the years ended 31st December,

ARTICLES.	QUANTITIES.					VALUE.				
	1934	1935	1936	1937	1938	1934	1935	1936	1937	1938
NORWAY.						£	£	£	£	£
Exports therefrom.						-	-	-	-	-
Guano				bags 13045		-	-	-	8750	-
Bone and Meat Meal				barrels 2668		-	-	-	950	-
Whale Oil				barrels 10855	barrels 18110	-	-	-	31680	36220
Whale Bone				tons 5		-	-	-	1000	-
TOTAL EXPORTS						-	-	-	42380	36220
PORTUGAL.										
Imports therefrom.						-	-	-	-	6
Wines						-	-	-	-	6
TOTAL IMPORTS						-	-	-	-	6

(Falkland Islands and Dependencies.)

(II) SUMMARY of the PRINCIPAL ARTICLES IMPORTED from and EXPORTED to each Country during the years ended 31st December,

ARTICLES.	QUANTITIES.					VALUE.				
	1934	1935	1936	1937	1938	1934	1935	1936	1937	1938
SPAIN.						£	£	£	£	£
Imports therefrom.						-	-	50	-	-
All Other Articles						-	-	50	-	-
TOTAL IMPORTS						-	-	100	-	-
SWEDEN.										
Imports therefrom.						-	-	-	-	140
Glass & Earthenware						-	-	-	-	308
Hardware, Machinery and Ammunition						-	-	-	-	9917
Timber						270	180	156	-	-
TOTAL IMPORTS						270	180	156	-	10365
SWITZERLAND.										
Imports therefrom.						-	-	-	-	27
Chemicals, Crude & Fine						-	-	-	-	27
TOTAL IMPORTS						-	-	-	-	27



(Falkland Islands and Dependencies.)

(11) SUMMARY of the PRINCIPAL ARTICLES IMPORTED from and EXPORTED to each Country during the years ended 31st December,

ARTICLES.	QUANTITIES.					VALUE.				
	1934	1935	1936	1937	1938	1934	1935	1936	1937	1938
<u>UNITED STATES OF AMERICA.</u>						£	£	£	£	£
Imports therefrom.						-	-	-	-	-
Beer						-	-	-	-	17
Chemicals, Crude & Fine						-	-	-	-	19
Hardware, Machinery and Ammunition.						157	-	386	772	2601
Paints and Oils						-	-	-	-	172
Provisions						148	170	131	-	278
Soap, Candles & Toilet Preparations						-	-	-	-	36
Stationery, Books and Papers						-	-	-	-	1
Timber						-	120	-	-	-
Tobacco						-	-	-	-	5
All Other Articles						18	52	50	439	-
TOTAL IMPORTS						323	342	567	1211	3129

(11) SUMMARY of the PRINCIPAL ARTICLES IMPORTED from and EXPORTED to each Country during the years ended 31st December,

ARTICLES.	QUANTITIES.					VALUE.				
	1934	1935	1936	1937	1938	1934	1935	1936	1937	1938
<u>URUGUAY.</u>						£	£	£	£	£
Imports therefrom.						-	-	-	-	-
Chemicals, Crude & Fine						167	106	-	103	112
Coal, Coke and Oil Fuel						2970	1137	1041	2330	1320
Corn and Fodder						893	778	579	860	919
Empty Barrels and Drums						-	1139	800	1200	-
Fruit, Vegetables and Seeds						607	758	1072	597	732
Furniture & Effects						178	410	153	-	32
Hardware, Machinery and Ammunition						-	-	160	139	289
Paints and Oils						2332	2065	1193	1828	2343
Provisions						2319	2515	2345	2106	1519
Scientific and Professional Instruments (Films)						-	-	-	-	200
Soap, Candles & Toilet Preparations.						-	-	-	-	10
Carried forward						8366	9686	7343	9163	7476

(Falkland Islands and Dependencies.)

(11) SUMMARY of the PRINCIPAL ARTICLES IMPORTED from and EXPORTED to each Country during the years ended 31st December,

ARTICLES.	QUANTITIES.						VALUE.					
	1934	1935	1936	1937	1938	1939	1934	1935	1936	1937	1938	1939
URUGUAY.												
Imports therefrom (Contd.)												
Brought forward												
Stone, Brick, Lime, Cement and Slate							8366	9686	7343	9163	7476	
Stationery, Books and Papers							-	-	-	-	32	
Wire Fencing Materials							-	-	-	-	11	
All Other Articles							414	279	224	238	-	
TOTAL IMPORTS							9780	9187	9567	9701	7519	
Exports thereto.												
Empty Barrels & Drums											183	
Hardware, Machinery & Ammunition								90			26	
Whale Oil							340					
Carried forward							340	90	-	-	209	

(11) STATEMENT shewing the PRINCIPAL ARTICLES IMPORTED from and EXPORTED to each Country during the years ended 31st December,

ARTICLES.	QUANTITIES.						VALUE.					
	1934	1935	1936	1937	1938	1939	1934	1935	1936	1937	1938	1939
URUGUAY.												
Exports thereto.												
Brought forward												
Whale Bone							340	90	-	-	209	
Scientific and Professional Instruments									160		-	
All Other Articles							134		43	381	-	
TOTAL EXPORTS							474	90	203	381	459	



SHIPPING.



No. 1.—NUMBER, TONNAGE, and CREWS of SAILING VESSELS ENTERED at PORTS

in the Colony of **the Falkland Islands and Dependencies** from each Country, in the Year 19 **38**.

COUNTRIES WHENCE ARRIVED.	BRITISH.									FOREIGN.		
	WITH CARGOES.			IN BALLAST.			TOTAL.			WITH CARGOES.		
	Vessels.	Tons Net.	Crews.	Vessels.	Tons Net.	Crews.	Vessels.	Tons Net.	Crews.	Vessels.	Tons Net.	Crews.
Argentine										1	497	82
Total ...										1	497	82
Total ...										1	497	82

	FOREIGN.						TOTAL.								
	IN BALLAST.			TOTAL.			WITH CARGOES.			IN BALLAST.			TOTAL.		
	Vessels.	Tons Net.	Crews.	Vessels.	Tons Net.	Crews.	Vessels.	Tons Net.	Crews.	Vessels.	Tons Net.	Crews.	Vessels.	Tons Net.	Crews.
							1	497	82	1	497	82			
													1	497	82
							1	497	82	1	497	82			
													1	497	82

No. 2.—NUMBER, TONNAGE, and CREWS of SAILING VESSELS CLEARED at PORTS

COUNTRIES. TO WHICH DEPARTED.	BRITISH.									FOREIGN.		
	WITH CARGOES.			IN BALLAST.			TOTAL.			WITH CARGOES.		
	Vessels.	Tons Net.	Crews.	Vessels.	Tons Net.	Crews.	Vessels.	Tons Net.	Crews.	Vessels.	Tons Net.	Crews.
Chile				1	25	4	1	25	4			
Argentine										1	497	70
Total ...				1	25	4	1	25	4	1	497	70

in the Colony of **the Falkland Islands and Dependencies** from each Country, in the Year 19 **38**.

	FOREIGN.						TOTAL.								
	IN BALLAST.			TOTAL.			WITH CARGOES.			IN BALLAST.			TOTAL.		
	Vessels.	Tons Net.	Crews.	Vessels.	Tons Net.	Crews.	Vessels.	Tons Net.	Crews.	Vessels.	Tons Net.	Crews.	Vessels.	Tons Net.	Crews.
													1	25	4
				1	497	70				1	497	70			
													1	25	4
													2	522	74
				1	497	70				1	497	70			

No. 3.—NUMBER, TONNAGE, and CREWS of STEAM VESSELS ENTERED at PORTS

in the Colony of **the Falkland Islands and Dependencies** from each Country, in the Year 19 **38**.

COUNTRIES WHENCE ARRIVED.	BRITISH.									FOREIGN.		
	WITH CARGOES.			IN BALLAST.			TOTAL.			WITH CARGOES.		
	Vessels.	Tons Net.	Crews.	Vessels.	Tons Net.	Crews.	Vessels.	Tons Net.	Crews.	Vessels.	Tons Net.	Crews.
United Kingdom	4	21179	616				4	21179	616			
Argentina										2	708	55
Brasil				1	128	15	1	128	15			
Canary Islands												
Cape Verde Islands										2	6249	291
Chile	6	4716	178	9	3096	239	15	7812	417	1	344	27
Dutch West Indies	2	6530	77	4	33648	1176	6	40178	1253	6	25046	388
High Seas	6	41818	998	35	3721	490	41	45539	1488	2	7887	73
Holland	1	4911	57				1	4911	57			
New Zealand	1	4979	82				1	4979	82			
Norway												
South Africa												
Uruguay	12	12084	365				12	12084	365			
Total ...	32	96217	2373	49	40593	1920	81	136810	4293	13	10234	838

COUNTRIES WHENCE ARRIVED.	FOREIGN.									TOTAL.					
	IN BALLAST.			TOTAL.			WITH CARGOES.			IN BALLAST.			TOTAL.		
	Vessels.	Tons Net.	Crews.	Vessels.	Tons Net.	Crews.	Vessels.	Tons Net.	Crews.	Vessels.	Tons Net.	Crews.	Vessels.	Tons Net.	Crews.
United Kingdom										4	21179	616			
Argentina										2	708	55			
Brasil	1	68	15	1	68	15							2	196	30
Canary Islands	4	287	60	4	287	60							4	287	60
Cape Verde Islands										2	6249	291			
Chile										1	344	27	7	5060	205
Dutch West Indies	2	13686	352	8	38732	740	8	31576	465	6	47334	1528	14	78910	1993
High Seas	6	689	73	8	8576	146	8	49705	1071	41	4410	563	49	54115	1634
Holland										1	4911	57			
New Zealand										1	4979	82			
Norway	8	797	109	8	797	109							8	797	109
South Africa	3	296	42	3	296	42							3	296	42
Uruguay															
Total ...	24	15823	651	37	56057	1485	45	136451	3207	73	56416	2571	118	192867	5778

No. 4.—NUMBER, TONNAGE, and CREWS of STEAM VESSELS CLEARED at PORTS

COUNTRIES TO WHICH DEPARTED.	BRITISH.									FOREIGN.		
	WITH CARGOES.			IN BALLAST.			TOTAL.			WITH CARGOES.		
	Vessels.	Tons Net.	Crews.	Vessels.	Tons Net.	Crews.	Vessels.	Tons Net.	Crews.	Vessels.	Tons Net.	Crews.
United Kingdom	1	3265	270				1	3265	270			
Canary Islands	2	5549	70				2	5549	70			
Cape Verde Islands	3	19054	569				3	19054	569	2	7141	192
Chile	15	18187	705	2	1572	59	17	19759	764	2	698	55
Dutch West Indies										1	3917	36
High Seas	3	13006	330	39	42191	1443	42	55197	1773	3	11804	134
Norway	2	17934	562	1	128	17	3	18062	579			
Uruguay	12	15835	411				12	15835	411	1	3120	148
West Africa (French)	1	4830	56				1	4830	56			
Total ...	39	97660	2973	42	43891	1519	81	141551	4492	9	26680	969

in the Colony of **the Falkland Islands and Dependencies** from each Country, in the Year 19 **38**.

FOREIGN.						TOTAL.								
IN BALLAST.			TOTAL.			WITH CARGOES.			IN BALLAST.			TOTAL.		
Vessels.	Tons Net.	Crews.	Vessels.	Tons Net.	Crews.	Vessels.	Tons Net.	Crews.	Vessels.	Tons Net.	Crews.	Vessels.	Tons Net.	Crews.
						1	3265	270				1	3265	270
						2	5549	70				2	5549	70
						2	7141	192	5	26195	761	5	26195	761
						2	698	55	17	18885	760	2	1572	59
						1	3917	36	1	3917	36	2	7834	72
						23	15741	622	26	27545	756	68	82742	2529
						6	24810	464	62	57932	2065	68	82742	2529
						2	17934	562	1	128	17	3	18062	579
						1	4258	39	2	7378	187	13	18955	559
						1	4830	56				1	4830	56
						25	23916	697	34	50596	1262	115	192147	5754
						48	124340	3538	67	67807	2216	115	192147	5754

No. 5.—NUMBER, TONNAGE, and CREWS of SAILING VESSELS of EACH NATION ENTERED at PORTS in the Colony of **the Falkland Islands and Dependencies** in the Year 19 **38.**

NATIONALITY OF VESSELS.	ENTERED.								
	WITH CARGOES.			IN BALLAST.			TOTAL.		
	Vessels.	Tons Net.	Crews.	Vessels.	Tons Net.	Crews.	Vessels.	Tons Net.	Crews.
Argentine	1	497	82				1	497	82
Total ...	1	497	82				1	497	82

No. 6.—NUMBER, TONNAGE, and CREWS of SAILING VESSELS of EACH NATION CLEARED at PORTS in the Colony of **Falkland Islands and Dependencies** in the Year 19 **38.**

NATIONALITY OF VESSELS.	CLEARED.								
	WITH CARGOES.			IN BALLAST.			TOTAL.		
	Vessels.	Tons Net.	Crews.	Vessels.	Tons Net.	Crews.	Vessels.	Tons Net.	Crews.
British				1	25	4	1	25	4
Argentine	1	497	70				1	497	70
Total ...	1	497	70	1	25	4	2	522	74



No. 7.—NUMBER, TONNAGE, and CREWS of STEAM VESSELS of EACH NATION
 ENTERED at PORTS in the Colony of **the Falkland Islands and Dependencies** in the Year 19 **38**.

NATIONALITY OF VESSELS.	ENTERED.								
	WITH CARGOES.			IN BALLAST.			TOTAL.		
	Vessels.	Tons Net.	Crews.	Vessels.	Tons Net.	Crews.	Vessels.	Tons Net.	Crews.
British	32	96217	2373	49	40593	1920	81	136810	4293
Norwegian	6	24663	367	17	7216	365	23	31879	732
Chile	3	1052	82				3	1052	82
Argentine	4	14519	385				4	14519	385
German				7	8607	286	7	8607	286
Total ...	45	136451	3207	73	56416	2571	118	192867	5778

No. 8.—NUMBER, TONNAGE, and CREWS of STEAM VESSELS of EACH NATION
 CLEARED at PORTS in the Colony of **the Falkland Islands and Dependencies** in the Year 19 **38**.

NATIONALITY OF VESSELS.	CLEARED.								
	WITH CARGOES.			IN BALLAST.			TOTAL.		
	Vessels.	Tons Net.	Crews.	Vessels.	Tons Net.	Crews.	Vessels.	Tons Net.	Crews.
British	39	97660	2973	42	43891	1519	81	141551	4492
Norwegian	4	15721	170	17	11051	393	21	26772	563
Chilean	2	698	55				2	698	55
Argentine	3	10261	340	1	4258	39	4	14519	379
German				7	8607	265	7	8607	265
Total ...	48	124340	3538	67	67807	2216	115	192147	5754

No. 9.—TOTAL NUMBER, TONNAGE, and CREWS of SAILING VESSELS ENTERED

NAME OF PORTS.	BRITISH.									FOREIGN.		
	WITH CARGOES.			IN BALLAST.			TOTAL.			WITH CARGOES.		
	Vessels.	Tons Net.	Crews.	Vessels.	Tons Net.	Crews.	Vessels.	Tons Net.	Crews.	Vessels.	Tons Net.	Crews.
South Georgia										1	497	82
Total ...										1	497	82

at each PORT in the Colony of **Falkland Islands and Dependencies.**

in the Year 19 **38**

	FOREIGN.						TOTAL.								
	IN BALLAST.			TOTAL.			WITH CARGOES.			IN BALLAST.			TOTAL.		
	Vessels.	Tons Net.	Crews.	Vessels.	Tons Net.	Crews.	Vessels.	Tons Net.	Crews.	Vessels.	Tons Net.	Crews.	Vessels.	Tons Net.	Crews.
							1	497	82	1	497	82			
													1	497	82
							1	497	82	1	497	82			



No. 10.—TOTAL NUMBER, TONNAGE, and CREWS of SAILING VESSELS CLEARED

in the Colony of **the Falkland Islands and Dependencies** from each Country, in the Year 19 **38**.

NAME OF PORTS.	BRITISH.									FOREIGN.		
	WITH CARGOES.			IN BALLAST.			TOTAL.			WITH CARGOES.		
	Vessels.	Tons Net.	Crews.	Vessels.	Tons Net.	Crews.	Vessels.	Tons Net.	Crews.	Vessels.	Tons Net.	Crews.
Port Stephens				1	25	4	1	25	4			
South Georgia										1	497	70
Total ...				1	25	4	1	25	4	1	497	70

	FOREIGN.						TOTAL.								
	IN BALLAST.			TOTAL.			WITH CARGOES.			IN BALLAST.			TOTAL.		
	Vessels.	Tons Net.	Crews.	Vessels.	Tons Net.	Crews.	Vessels.	Tons Net.	Crews.	Vessels.	Tons Net.	Crews.	Vessels.	Tons Net.	Crews.
													1	25	4
							1	497	70				1	497	70
													1	25	4
													1	497	70
													2	522	74

No. 11.—TOTAL NUMBER, TONNAGE, and CREWS of STEAM VESSELS ENTERED

at each PORT in the Colony of the Falkland Islands and Dependencies. in the Year 19 38 .

NAME OF PORTS.	BRITISH.									FOREIGN.		
	WITH CARGOES.			IN BALLAST.			TOTAL.			WITH CARGOES.		
	Vessels.	Tons Net.	Crews.	Vessels.	Tons Net.	Crews.	Vessels.	Tons Net.	Crews.	Vessels.	Tons Net.	Crews.
Stanley	15	29010	797	2	688	53	17	29698	850			
Fox Bay	3	2800	92	1	344	26	4	3144	118	3	1052	82
New Island	1	344	24	1	344	26	2	688	50			
Darwin				2	688	54	2	688	54			
North Arm				1	344	27	1	344	27			
Salvador				1	344	26	1	344	26			
Pebble Island	1	344	27	1	344	27	2	688	54			
South Georgia	12	63719	1433	40	37497	1681	52	3114		10	39182	752
Total ...	32	96217	2373	49	40593	1920	81	4293		13	40234	834

NAME OF PORTS.	FOREIGN.						TOTAL.								
	IN BALLAST.			TOTAL.			WITH CARGOES.			IN BALLAST.			TOTAL.		
	Vessels.	Tons Net.	Crews.	Vessels.	Tons Net.	Crews.	Vessels.	Tons Net.	Crews.	Vessels.	Tons Net.	Crews.	Vessels.	Tons Net.	Crews.
Stanley							15	29010	797	2	688	53	17	29698	850
Fox Bay							3	1052	82	6	3852	174	1	344	26
New Island							1	344	24	1	344	26	2	688	50
Darwin										2	688	54	2	688	54
North Arm										1	344	27	1	344	27
Salvador										1	344	26	1	344	26
Pebble Island							1	344	27	1	344	27	2	688	54
South Georgia	24	15823	651	34	55005	1403	22	102901	2185	64	53320	2332	86	156221	4517
Total ...	24	15823	651	37	56057	1485	45	136451	3207	73	56416	2571	118	192867	5778

No. 12.—TOTAL NUMBER, TONNAGE, and CREWS of STEAM VESSELS CLEARED

NAME OF PORTS.	BRITISH.									FOREIGN.		
	WITH CARGOES.			IN BALLAST.			TOTAL.			WITH CARGOES.		
	Vessels.	Tons Net.	Crews.	Vessels.	Tons Net.	Crews.	Vessels.	Tons Net.	Crews.	Vessels.	Tons Net.	Crews.
Stanley	14	26898	752	1	1228	35	15	28126				787
Fox Bay	5	4372	155	1	344	24	6	4716				179
Darwin	4	1376	103				4	1376				103
North Arm	1	344	27				1	344				27
Port Stephens									1	354	28	
Pebble Island	1	344	28				1	344				28
Salvador	1	344	25				1	344				25
San Carlos	1	344	26				1	344	1	344	27	
South Georgia	12	63638	1857	40	42319	1460	52	3317	7	25982	510	
								105957				
Total ...	39	97660	2973	42	43891	1519	81	14492	9	26680	969	
								141551				

at each PORT in the Colony of the Falkland Islands and Dependencies in the Year 19 38.

NAME OF PORTS.	FOREIGN.									TOTAL.								
	IN BALLAST.			TOTAL.			WITH CARGOES.			IN BALLAST.			TOTAL.					
	Vessels.	Tons Net.	Crews.	Vessels.	Tons Net.	Crews.	Vessels.	Tons Net.	Crews.	Vessels.	Tons Net.	Crews.	Vessels.	Tons Net.	Crews.			
Stanley										14	26898	752	1	1228	35	15	28126	787
Fox Bay										5	4372	155	1	344	24	6	4716	179
Darwin										4	1376	103				4	1376	103
North Arm										1	344	27				1	344	27
Port Stephens									1	354	28					1	354	28
Pebble Island										1	344	28				1	344	28
Salvador										1	344	25				1	344	25
San Carlos									1	344	27	2	688	53		2	688	53
South Georgia	25	23916	697	32	49898	1207				19	89620	2367	65	66235	2157	84	155855	4524
Total ...	25	23916	697	34	50596	1262	48	124340	3538	67	67807	2216	115	192147	5754			

PRODUCTION AND NATURAL RESOURCES.



1.—AGRICULTURE AND LAND TENURE.

(a)

Acreage disposed of during the year.				Total Acreage at end of the year.			
Granted without sale.	Sold.	Total.	Amount Realised.	Alienated.	In process of Alienation.	Un-alienated.	* Total area of Colony.
	N	I	L.	2875520	-	80000	2955520

Remarks :—

The above figures are only estimated.

* NOTE.—When the area of a Colony includes any large body of water, this should be clearly stated. The area of water should, if possible, be given separately.

(b).

Size of Holdings, specifying the Number of Holdings. *				
Under 10 acres.	11 to 50 acres.	51 to 100 acres.	101 to 1,000 acres.	Over 1,000 acres.
1	-	-	1	27

* State here the date to which these particulars relate.

(c)

(d)

(e)

Administrative District and nature of crop.	CROPS. Number of acres under cultivation.	Gross quantity of produce (for local consumption and export.)	PASTURE.	LIVESTOCK.	
			Acreage of pasture land by districts †.	Administrative District and nature of livestock.	Number.
			<u>EAST FALKLANDS.</u>		
			Total acreage of pasturage is estimated at 3513 square miles.	Sheep	366,469.
			<u>WEST FALKLANDS.</u>		
				Sheep	192,100.
			<u>ISLANDS.</u>		
				Sheep	43,861.
			<u>WHOLE COLONY.</u>		
			+ Horses		3,367.
			+ Cattle		10,083.
			+ Swine		5.
			+ Ibis		6.
			+ Guanaco		5.
			+ Skunks		3.
			+ Ostrich		3.
			Sheep		602,430

NOTE:

+ - Figures not kept separately from East and West Falklands and Islands.

Here insert Name of District.

† If the administrative arrangements of the Colony make it difficult to sub-divide geographically the total area for the Colony will suffice.

YIELD OF ANIMAL PRODUCE DURING THE YEAR.

Produce.	Quantity.	Value on London Market.
Wool.	6,858 B/s = approx. 390,378 pounds	£162,000.
Sheepskins	745 bales	11,175.
Tallow	128 pkgs. = approx. 29 tons.	530.
Hides	621 No.	800

*The figures should include quantities for local consumption and export.

2.—FISHERIES.

(a)			(b)	(c)
Catch of Fish.			Number of Boats and Persons engaged in Fishing.	General information regarding the industry and the possibilities of its development.
Kind of Fish.	Quantity.	Landed Value.	Number of Boats engaged in Fishing.	
Whales	1887	£280,502	12	<u>SOUTH GEORGIA.</u> Two Companies operated in this Dependency with Land Stations. <u>SOUTH SHETLANDS.</u> <u>SOUTH ORKNEYS.</u> <u>SOUTH SANDWICH.</u> No operations were carried out by licensed factories in the above Dependencies during the year. Sealing operations were carried out in the Dependency of South Georgia during the year 1938.
Seals	5833	£23,714	3	
			Number of Persons engaged in Fishing.	
			British	
			Foreigners	
			Total	

Whaling operations are carried on in South Georgia during the period 16th October to 16th April.

Sealing operations are carried on during the months March to October.



3. INDUSTRIAL ESTABLISHMENTS AND MANUFACTORIES.
(so far as not included under sub-section 1-2 above).

Industry.	Number of Establishments or Manufactories.	Number of persons employed.	Cost of Materials used.	Output during the year.	
				Quantity.	Nett selling value of factory or works.
	N	I			L.

4. SUMMARY of INDUSTRIAL DEVELOPMENT.

4. A summarised statement of any developments in the agricultural, forestal, fishing, mining, and other industries of the Colony during the year under review, with a statement as to progress up to a date. A special account should be given of Government grants or other action for the development of the natural resources and industries of the Colony.

N I L.



LABOUR, WAGES, AND COST OF LIVING.



AVERAGE RETAIL PRICES* OF ALL THE CHIEF STAPLE ARTICLES OF USE OR CONSUMPTION.

	Average Retail Price (sterling) throughout the Year			Maximum Retail Price.			Minimum Retail Price.		
	£	s.	d.	£	s.	d.	£	s.	d.
Wheaten Flour	1	7	6	1	7	6	1	7	6
Wheat ...	-	17	-	-	17	-	-	17	-
Wheaten Bread	-	-	3	-	-	3	-	-	3
Horned Cattle	4	-	-	5	-	-	3	10	-
Horses ...	15	-	-	22	-	-	15	-	-
Sheep ...	-	10	-	-	10	-	-	10	-
Swine ...	1	10	-	1	10	-	1	10	-
Milk tinned ...	-	-	5 1/2	-	-	6	-	-	4
Butter, Fresh	-	1	6	-	1	8	-	1	4
" Salt	-	-	-	-	-	-	-	-	-
Cheese	-	1	4	-	1	8	-	1	1
Eggs ...	-	2	-	-	2	6	-	1	6
Beef ...	-	-	4	-	-	4	-	-	4
Mutton	-	-	3	-	-	3	-	-	3
Pork ...	-	1	-	-	1	3	-	-	10
Rice ...	-	-	5	-	-	5	-	-	4
Coffee	-	1	9	-	2	4	-	1	5
Cocoa	-	2	-	-	2	3	-	1	8
Tea ...	-	2	4	-	2	10	-	2	-
Sugar ...	-	-	2	-	-	2	-	-	2
Salt ...	-	-	4	-	-	4	-	-	4
Wine ...	-	4	-	-	6	6	-	2	6
Brandy	-	10	6	-	12	-	-	7	6
Beer ...	-	14	6	-	12	3	-	7	3
Tobacco	-	10	-	-	12	-	-	-	-
Kerosene Oil	-	2	-	-	2	-	-	-	2
Soap, Common	-	1	-	-	-	10	-	-	-

*State the place to which the prices relate. The chief town of the Colony is most convenient for this purpose.

PERSONS IN EMPLOYMENT AND AVERAGE RATE OF WAGES.

Occupations.	Average numbers employed.	Average rates of wages, distinguishing whether monthly, weekly, daily, per hour, per task (a); including value of any payments in kind (b).	Average number of hours per week worked without overtime.	Measures to enforce conditions of labour: Regulations relating to the industry (e.g., Workmen's Compensation, Health, Protection of Machinery, Inspection of factories, boilers and plant). (c).	Death rates.		Notes.
					Rates of Sickness	(distinguishing cases arising from the peculiar conditions of the employment, if any).	
FALKLAND ISLANDS—							
(A) Government employment:							
Artisans	3	1/7 per hour	45	The Minimum Wage Fixing Machinery Ordinance, No. 6 of 1932, giving effect to the International Labour Convention concerning the creation of Minimum Wage Fixing Machinery.			
Labourers	57	1/2 per hour	45				
	9	1/4 per hour	45				
	1	1/6 per hour	45				
	1	1/5 per hour	45				
(B) Sheepfarming Industry:							
Shepherds	179	£7 to £8 a month	52	The Shipworkers' Protection Ordinance, No. 10 of 1937, giving effect to the International Labour Convention concerning the protection against accidents of workers employed in loading or unloading ships.			
Labourers	242	£5 to £6 a month	52				
Cooks	30	£8 to £9 a month	52				
Foremen	36	£10 to £20 a month	52				
Artisans	15	£10 to £20 a month	52				
(C) Private employment in Stanley:							
Artisans	44	1/7 per hour	45	The Workmen's Compensation Ordinance, No. 11 of 1936 and No. 4 of 1937, providing for the payment of Compensation to Workmen for injuries suffered in the course of their employment.			
Labourers	140	1/2 per hour	45				
Store employees	27	£10 to £20 a month	45				
	70	£2 10s. to £4 a month	45				
	70	£2 10s. to £4 a month	45				
(D) Domestic Service SOUTH GEORGIA—Whaling Industry.							
Labourers	431*	1/40 kr. - 1/90 kr. a month*	51*	The Merchant Shipping (International Labour Convention) Ordinance, No. 15 of 1938, giving effect to a certain draft Convention adopted by the International Labour Conference relating to an unemployment indemnity for seamen in the case of loss or foundering of their ship.			
Flensers	12	2/45 kr. - 2/5 kr. a month	54				
Artisans	70	2/15 kr. - 2/5 kr. a month	54				
Stewards & Cooks	40	2/70 kr. - 4/26 kr. a month	54				
Crews & Storekeepers	12	2/15 kr. - 4/30 kr. a month	54				
Crews of Whaling Vessels	132	1/40 kr. - 5/00 kr. a month	54				

Employees in the whaling industry are provided with lodging, fuel, and mutton free.

*Columns 2 and 4.—Average number employed during whaling season, 16th October to 15th April. During the remainder of the year the number decreases to about 200 and the average number of hours per week worked without overtime to 40.

Column 2. In addition to above rates, bonuses from 1 to 2 kr. for every 50 barrels of oil produced and paid to all employees with the exception of crews who receive 6 to 8 kr. per whale caught.

AVERAGE WHOLESALE EXPORT PRICE* (F.O.B.) OF STAPLE PRODUCTS.

For the Year.	January	February	March	April	May	June	July	August	September	October	November	December
	<p>NOTE. The only exports from the Falkland Islands are wool, sheepskins, hides, tallow, and other products of sheepfarming. All such products are shipped during the year to England and sold by Public Auction in London.</p>											

*State the place to which the prices relate. The chief town of the Colony is most convenient for this purpose.

GAOLS AND PRISONERS.

STATISTICAL RETURN for the PRISONS of (Falkland Islands) for 19 38

Name and Nature of the Prisons (Whether "Common Gaol," "Penitentiary," &c.) Here "Lock-ups" not to be inserted.	Total number of Persons Committed in 19 38	Number Committed for Debt, Want of Bail, and Punishment.			Number of those Committed who have been Previously Convicted.			Number of Persons Committed to "Penal Imprisonment,"* including, "Penal Servitude" (if that term is used in the Colony to describe any Punishment.)				The Daily Average Number in Prison.	The Number of Admissions to Hospital during the year 19 38	The Daily Average on the Sick List.	The number of Deaths during 19 38
		For Debt.	For safe custody till Trial or for want of Security.	For Purposes of Penal Imprisonment.	Once.	Twice.	Thrice or more.	For Five Years or more.	For One Year or more, but less than Five Years.	For more than Three months, & less than One Year.	For Three Months or Less.				
Stanley Gaol	1	-	-	1	-	-	-	-	-	-	1	-	-	-	
TOTAL	1	-	-	1	-	-	-	-	-	-	1	-	-	-	
Here fill up the columns in respect of the whole Colony.	1	-	-	1	-	-	-	-	-	-	1	-	-	-	
(Men															
(Women Juveniles.															

* By "Penal Imprisonment" is meant imprisonment inflicted as a substantive punishment in pursuance of a sentence of a Court of Justice, as distinguished from imprisonment for safe custody, &c.

THESE QUESTIONS ARE TO BE FILLED UP IN RESPECT OF EACH PRISON IN THE COLONY.

Questions.

Answers.

I. If the prison is on a separate system, is the separation complete? And, if not, what is the separation enforced by day and night respectively?

Separation not complete.

Supervision of Warders.

II. If not on the separate system, what provision is there for the supervision of the prisoners while in association?

Supervision of Warders.

III. How many cells are there; and how many associated wards?

Nine.

Questions.

Answers.

IV. Taking the *average* number of prisoners in gaol, how many cubic feet of space are there for each prisoner during the hours of sleep?

No.	1 cell	232	cubic feet.
"	2	232	" "
"	3	232	" "
"	4	652	" "
"	5	362	" "
"	6	682	" "
"	7	682	" "
"	8	252	" "
"	9	532	" "

And what superficial area?

**Average superficial area of cells
64 square feet.**

V. How are the prisoners classified?

Not classified.

VI. Is penal labour—that is, labour by treadmill, crank, or shot drill—in force?

No.

Questions.

Answers.

2. How are they supervised?

By Warden.

3. How many escapes of prisoners, while being employed beyond the gaol, have taken place during each of the last three years?

None.

4. How the profits of their labour are accounted for.

No account.

X. What was the total annual cost of the prison during the year 19 38 ?

**Cost of upkeep of prisons
is not kept separate from
cost of Police services.**

250

Questions.

VII. If so, during what periods of imprisonments, in respect of what classes of prisoners, and during how many hours, is such penal labour enforced? In stating hours of tread-wheel labour, give, first, the total time on and off at the wheel, &c. ; secondly, the length of spells and intervals of rest.

VIII. What kind of labour, other than penal labour, is in use?

IX. If the prisoners are employed beyond the walls of the gaol, state—

1. On what kind of work they are so employed.

Answers.

Employed on Public Works.

Roads, drains, painting, etc.

251

Questions.

XI. What was the annual amount of the prisoners' earnings during 1938?

No account.

XII. What is the number of the hours allotted for sleep? And, if sleep is in association, are the dormitories lighted? and how often are they patrolled during the night?

Nine hours sleep. Dormitories are lighted and patrolled at least twice during the night.

XIII. What were the number and nature of the punishments inflicted for offences committed by prisoners undergoing imprisonment?

None.

*Questions.**Answers.*

XIV. Is there, or are there, any Chaplain or Chaplains of any, and what religious persuasions?

Anglican and Roman Catholic Clergy visit the prison.

XV. Are religious services regularly, or otherwise, performed for the benefit of the prisoners of any, and, if any, what, religious persuasion?

No. Only as occasion required.

XVI. Are Roman Catholic Priests and Dissenting Ministers allowed free access to prisoners of their own persuasion? and are they apprised when prisoners of their respective persuasions enter the prison?

Yes.

Yes.

*Questions.**Answers.*

XVII. What provision is made for the education of prisoners

None.

XVIII. On what conditions are remissions of imprisonment granted?

Short Sentence prisoners receive three days remittance per month for good conduct.

XIX. Have Coroners' Inquests been held on every occasion of a death in prison during the past year? And what were the verdicts?

No deaths occurred in 1938.

Questions.

Answers.

XX.

1. What was the sanitary of state of the prison during the year 1938 ?

Good.

2. What were the prevailing diseases ?

None.

XXI. What are, shortly, the rules as to Diet?

Hard Labour.

Breakfast Bread 8 ozs.
Coffee 1 pint.

Dinner Bread 8 ozs.
Potatoes 1 lb.
Meat Soup 1 pint.
Meat Allowance 1/2 lb.

Supper As Breakfast.

Other Sentences.

Bread 6 ozs.
Coffee 1 pint.

Bread 8 ozs.
Potatoes 1 lb.
Meat Soup 1 pint.
Meat Allowance 1/2 lb.

As Breakfast.

CRIMINAL STATISTICS.

255

1. CRIMES REPORTED TO, OR KNOWN TO, THE POLICE, AND PERSONS PROCEEDED AGAINST ON CHARGE OF CRIME.

CRIME.	Crimes Reported or known to the Police.			Persons Proceeded Against.				
	Total.	Not brought before a Magisterial Court for want of Evidence.	Brought before a Magisterial Court.	Number.			Apprehended.	Summoned.
				Total.	M	F		
1. Homicide	N11	-	-	-	-	-	-	-
2. Other offences against the person	3	-	3	3	3	-	-	3
3. Praedial larceny	N11	-	-	-	-	-	-	-
4. Other Offences against property	3	-	3	3	2	1	-	3
5. Other crimes	12	-	12	12	10	2	-	12

2. PERSONS DEALT WITH IN SUMMARY COURTS FOR CRIMES AND OFFENCES.

Crime or Offence.	Number.			Discharged.		Committed for Trial.	Convicted Summarily.				
	Total.	M	F	For want of Prosecution.	On the Merits of the Case.		Total.	Sentences.			
								Imprisonment.	Whipping.	Fine.	Bound over or otherwise disposed of.
1. Homicide	-	-	-	-	-	-	-	-	-	-	-
2. Other offences against the person	3	3	-	-	-	-	-	-	2	1	-
3. Praedial larceny	-	-	-	-	-	-	-	-	-	-	-
4. Offences against property (other than praedial larceny and malicious injuries to property)	2	2	-	-	-	-	-	-	2	-	-
5. Other Crimes	1	-	1	-	1	-	-	-	-	-	-
Offences against the Master and Servant Act, including Acts relative to Indentured Coolies.	1	-	1	-	1	-	-	-	-	-	-
Offences against Revenue Laws, Municipal, Road & other Laws relating to the social economy of the Colony	6	6	-	-	-	-	-	-	2	-	-
Miscellaneous minor offences	5	4	1	-	4	-	-	-	1	-	3

Juvenile Courts.

(not included in above.)

No cases were brought before the Juvenile Court in 1938.

257

3. PERSONS FOR TRIAL IN THE SUPERIOR COURT.*

Crime or Offence.	Number.			Sex.		Not Tried (Nolle Prosequi, &c.)	Found Insane before Trial.	Acquitted.	Convicted.									
	Total.	In Circuit Courts.	In Resident Magistrates Courts.	M.	F.				Sentences.									
									Total.	Death.	Penal Servitude.	Imprisonment.	Whipping.	Fine.	Bound over or otherwise disposed of.			
1. Murder of wife or concubine ... Murder of child ... Murder other than wife, concubine, or child ... Manslaughter ...	N11																	
2. Attempted murder Rape Unnatural crime Other offences against the person	N11																	
3. Praedial larceny ...	N11																	
4. Offences against property with violence to the person ... Other offences against property	N11																	
5. Other crimes ...	N11																	

*N.B.—Include in the returns the information for attempts and conspiracies to commit the several offences.

258

4. COMPARATIVE TABLE.

COMPARATIVE TABLE shewing the number of convictions for various crimes and offences for the last four years.

	19 35	19 36	19 37	19 38
The number of summary convictions :—				
1. Offences against the persons	2	1	13	3
2. Praedial larceny	-	-	-	2
3. Offences against property [other than praedial larceny and malicious injuries to property.]	Malicious injuries to property	4	1	1
		-	-	1
4. Other crimes	-	-	-	1
Offences against the Master and Servant Act, including Acts relative to Indentured Coolies	-	-	-	-
Offences against Revenue Laws, Municipal, Road and other Laws relating to the social economy of the Colony	1	1	5	6
Miscellaneous minor offences	6	2	3	5
The number of convictions in the Superior Courts :—				
1. Murder	Murder of wife concubine	-	-	-
	Murder of child	-	-	-
	Murder other than wife, concubine or child	-	-	-
	Manslaughter	-	-	-
2. Other offences against the person	Attempted Murder	-	-	-
	Rape	-	-	-
	Unnatural crime	-	-	-
	Other offences against the person	-	-	-
3. Praedial larceny	-	-	-	-
4. Offences against property	Offences against property with violence to the person	-	-	-
	Other offences against property	-	-	-
5. Other crimes	-	-	-	-

HOSPITALS.



HOSPITALS RETURN.

NOTE.—On the first occasion of filling up these Forms, a Plan of each Floor of the Hospital should be sent home. Each such Plan should be the size of the Blue Book sheet. In subsequent years, if there has been no material alteration in the Buildings, or addition to them, it will be sufficient to refer to the Blue Book in which the Plans were sent home.
If the Buildings are afterwards altered or enlarged, fresh Plans should be sent home with the Blue Book of the year in which the alterations were effected.

Hospital Return for the Colony of **the Falkland Islands**, for the Year 19 **38**.

Question I.

	Number remaining in Hospital at the beginning of the year 19 38	Number admitted during the year 19 38	Daily Average in Hospital during the year 19 38	Attendants.					Patients Discharged.			Average stay of those			Specify the longest time for which any one Inmate has stayed.	
				Nurses doing no other duty.		Servants partially or not at all employed as Nurses.			Cured.	Relieved.	Not Improved.	Number who died in 19 38	Died in 19 38 .			Remaining at the end of 19 38
				Day Nurses.	Night Nurses.	Not Nurses.	Partial Day Nurses.	Partial Night Nurses.					Discharged.	Remaining at the end of 19 38		
Males ...	5	224	7.67	3	1	0	0	0	150	53	6	10	65	10.5	10	365
Females ...																

Question II.

Give the Name or number of each Ward	Length in feet.	Breadth in feet.	Height in feet.	Number of Beds assigned to the Ward.	Amount of floor space available for each Patient for the average number of Patients in the Ward.	The greatest number of Patients in the Ward at any one time during the Year.	Windows and Ventilating Openings.		Connection of the Privy with the Ward.		Is there any Sink or Drain opening in Ward.		REMARKS.
							Total area in square feet.	Area capable of opening in square feet.	If Privy in Ward.	If leading out of Ward.	Trapped ?	Untrapped ?	
No. 1	14	8	12	1	112	1	18	9	-	-	-	-	Private
No. 2	14	9	12	1	126	1	18	9	-	-	-	-	"
No. 1	15	14	12	2	105	2	24	12	-	-	-	-	General
No. 2	24	14	12	4	84	4	48	24	-	-	-	-	"
No. 3	18	14	12	2	126	2	36	18	-	-	-	-	"
No. 4	14	13	12	2	91	2	18	9	-	-	-	-	"
No. 5	14	11	12	1	154	1	24	12	-	-	4 sink	-	Labour
No. 6	21	16	12	3	112	3	48	24	-	-	1 sink	-	Material

QUESTION II---(continued).

(I.) What quantity of Water is available for each Patient every day? Unlimited.

What is the source of the Water Supply?

Public Water supply.

What is the quality of the Water?

A good peat water.

(II.) Detail the arrangements as to Baths and Lavatories.

2 Baths, including Shower and Turkish for patients.
1 Bath for Staff.
4 Flush Lavatories in the buildings plus 1 outside.

(III.) What is the System of Sewerage; and what the condition of the Privies?

Water-borne sewage.

Question III.

Give the number of Visits of Inspection paid to the Hospital during the Year 1938.

Specifying the character of the Visit in respect to Notice.	And stating the Official Position of the Visitors.		
	By the Governor or Colonial Secretary.	By a Government Inspector.	By a Committee of the Governing Body.
By Appointment	6	-	Bi-annual.
Of Surprise.....	-	-	Visit by Visiting Committee.

(I.) In reference to the above Table, state whether or not the Register Books were produced on every occasion ; and, if not, on how many occasions they were not so produced.

Not produced.

(II.) And if on any occasion when they were examined they were found not to be properly made up to date of examination.

No.

(III.) State also how many reports of the following kinds have come under the notice of the Governor :—

(a.) Reports of a Financial or Statistical kind, especially such as show the system on which Money and Store Accounts are kept and audited.

(b.) Reports by persons charged with the immediate management of the Hospital.

(c.) Reports by a Government Inspector, independent of the Governing Authority of the Hospital.

(Append copies of his Reports, if any.)

Revenue and Expenditure is given in the annual Medical Report and accounts are audited routine.

Question IV.

Fill up the following Table of Cases of each kind of Disease treated in the Hospital in the year, with the Number of Deaths from each such Disease :-

Diseases Treated.	Number of Cases.	Number of Deaths.
Infectious Diseases	8	-
Cancer	2	-
Diseases of Nutrition, etc.	5	-
Diseases of Nervous System	10	2
Circulatory diseases	6	4
respiratory diseases	13	-
(a) Digestive Tract	83 (a)	2
(b) G. U. system- Non V. S.	47 (a)	1
Skin and connective tissue	8	-
Organs of locomotion	7	-
Injuries	11	-
All Others	29	1

(a) Includes patients admitted for dental extractions.
(b) Includes maternity cases.

And fill up the next Table of Cases of the following Diseases occurring among Patients and also amongst Officers.

Name of Disease.	Occurring amongst Patients.			Occurring amongst Officers.			
	Number of Cases.	In Case of Patients attacked while in Hospital, state how long the Person had been in Hospital before his attack, and for what disease he was admitted.	Number of Deaths	Resident Officers.		Non-Resident Officer.	
				Cases.	Deaths.	Cases.	Deaths.
Yellow Fever or other Endemic Fever	-	-	-	-	-	-	-
Plague	-	-	-	-	-	-	-
Typhus	-	-	-	-	-	-	-
Smallpox	-	-	-	-	-	-	-
Scarlatina	-	-	-	-	-	-	-
Bacterial [or Typhoid] Fever	-	-	-	-	-	-	-
Erysipelas	-	-	-	-	-	-	-
Pyæmia	-	-	-	-	-	-	-

LUNATIC ASYLUM.



LUNATIC ASYLUM RETURN.

Question I.---(Statistical).

GENERAL STATISTICAL TABLE.

	Number Admitted during 19	Daily Average Number during 19	Number of Attendants.				Discharged.			Number of Patients who died in 19	Average Stay of those		
			Resident.		Non-Resident.		Cured.	Relieved.	Not Improved.		Died in 19	Discharged*	Remaining 31st inst of 19
			Employed in Attendance on the Patients.	Employed as Servants or only partially as Attendants.	Employed in Attendance on the Patients.	Employed as Servants or only partially as Attendants.							
Male ...													
Female ...					N		I		L				
TOTAL...													

OBITUARY TABLE.

Number of Deceased on Register.	Age of Deceased.	Sex of Deceased.	Bodily Condition when Admitted.	Form of Mental Disorder.	Date of Admission.	Cause of Death.	State whether a Coroner's Inquest was held, and what was the Verdict.	State whether a Post Mortem Examination was held.
				N		I		L

SPACE AND ACCOMMODATION TABLE.

Description of Rooms.	The Number of such Rooms.	The Gross Cubic Space of all such Rooms.	The Gross Superficial Area of all such Rooms.	The average Amount of Cubic Space available for each Patient.	Average Temperature.		The Amount of Window Space.
					Winter.	Summer.	
Dormitories						
Day Rooms and Corridors used as Day Rooms }	...	N		I			
Single Rooms						

What is the source of the Water Supply ;
the Quality of the Water ; and the amount of
Water available for each Patient every day ?

N I L.

What is the number of—(I.) Lavatories ?
(II.) Baths ?
(III.) Latrines ?

N I L.

What is the system of Sewerage ?

N I L.

Question II.---(Management.)
RESTRAINT.

Restraint.	Seclusion under Lock and Key.	Restraint by Attendants.	Mechanical Restraint.
The Number of times resorted to	N	I	L
The Number of Persons subjected to:			
The greatest duration of, in any single instance			

In reference to the above Table, state:—

I. By whose authority Patients are restrained.

II What kinds of mechanical restraint are in use.

III. Whether any, and, if any, how many, cases of cruelty by Attendants to Patients have been brought to the notice of the proper authority, and what was the result in each case.

N I L

IV. What the number of cases of injury to Patients—(I.) By themselves?

(II.) By other Patients?

(III.) By Attendants?

OCCUPATION.

State the extent of—

ACRES R. P.

- (I.) The airing court
(II.) And other grounds

} Belonging to the Asylum.

Are the Patients, as a rule, given daily exercise, their health permitting?

N I L.

Are they confined to airing courts, or allowed to walk in other grounds, and sent beyond the Asylum?

Are any means taken to amuse the Patients or to induce them to amuse themselves? Detail them.

How many religious services were held in 19 ?

What was the average attendance?

In what building, and how many could it contain?

Giving the Daily Average Number of Patients who were employed in 19

Distinguishing the Sexes.	Specifying the character of the Employment.		
	Agriculture and Gardening.	Trade.	Household work, Drawing Water, etc.
Male			
Female	N	I	L.

Question III.---(Diet.)

Append the Dietary Table.

Question IV.---(Inspection.)

Divide the Patients in the Asylum into the following Classes :—

	Males.	Females.
(I.) Maniacal and Dangerous		
(II.) Quiet Chronic	N	I L
(III.) Melancholy and Suicidal		
(IV.) Idiotic, Paralytic, Epileptic		

Give the number of Visits of Inspection paid to the Asylum in 19

Distinguishing those Visits in which all Patients were seen and every part of the building visited from Visits of Partial Inspection.	Add Stating the Official Position of Visitors.							
	By the Governor or Colonial Secretary.		By a Government Inspector.		By a Committee of the Governing Body.		By an Inspector specially charged to ascertain the continued Lunacy or otherwise of the Patients.	
	By Appointment	Of Surprise.	By Appointment.	Of Surprise.	By Appointment.	Of Surprise.	By Appointment.	Of Surprise.
1. Complete Inspections								
2. Partial Inspections			N	I		L		

State how many Reports of the following kinds have come under the notice of the Governor :—


(I.) Financial and Statistical (showing, amongst other things, on what system the Money and Store Accounts are kept and audited).

N I L

(II.) Reports by the Person or Persons charged with the immediate management of the Asylum.

(III.) Reports by an Official Inspector, independent of the Governing Body of the Asylum.


CHARITABLE, LITERARY, AND SCIENTIFIC
INSTITUTIONS.



CHARITABLE, LITERARY, and SCIENTIFIC INSTITUTIONS.

Name of Parish or District in which situated.	Almshouses and Poorhouses.	Other Institutions.	Number of Inmates.	How supported.	Remarks.
Stanley	-	The King Edward VII Memorial Hospital.	10 Beds.	By Government.	
Stanley	Infirmary	-	-	- do -	
Stanley	-	Public Library.		By Government Grant and Subscription.	
Stanley	-	Public Museum		- do -	

METEOROLOGICAL OBSERVATIONS.



SAVINGS BANKS
AND
FRIENDLY SOCIETIES.




SAVINGS

Name and situation of Bank.	Whether Government or Private.	By what Authority and when established.	Number of Depositors on 30th Sept. 30th Sept.	Amount of Deposits during year.	Amount of Withdrawals during year.
Government Savings Bank. Fort Stanley. (Bank year ends 30th September.)	Government.	Ordinance No. 7 of 1936.	1085	\$230895.3.11	\$30434.12.10

BANKS.

Total amount at credit of depositors, on 30th Sept. 30th Sept.	Rate of Interest allowed.	Amount of Invested Funds.	Revenue.	Expenditure.	Remarks.
\$200460.11.1.	2 1/2%	\$203191.0.8.	\$8312.11.11. Interest on investments.	\$4541.13.3.	



FRIENDLY


Name of Society.	Object.
Stanley Benefit Club.	To provide relief in sickness and burial expenses.

SOCIETIES.

Date of establishment, and whether under any Legislative Authority.	Number of Members.	Amount of Invested Funds.	Whether in receipt of assistance from Government.
Established 1859. No legislative authority.	259	£2,500	No.



GOVERNMENT HOUSES.



HOUSES OCCUPIED AS

Name and Situation.	Number and size of			What is the heating and lighting arrangement, and at whose cost?	Amount and description of	
	Reception Rooms.	Family Bedrooms.	Servants' Bedrooms.		Land.	Garden.
Government House	Four 24x19 $\frac{1}{2}$ 26x20 $\frac{1}{2}$ 14 $\frac{1}{2}$ x12 $\frac{1}{2}$ 36x21.	Nine 21 $\frac{1}{2}$ x19 $\frac{1}{2}$ 20 $\frac{1}{2}$ x11 15 $\frac{1}{2}$ x15 $\frac{1}{2}$ 19 $\frac{1}{2}$ x15 $\frac{1}{2}$ 15 $\frac{1}{2}$ x11 $\frac{1}{2}$ 13 $\frac{1}{2}$ x10 15 $\frac{1}{2}$ x10 $\frac{1}{2}$ 14x6 $\frac{1}{2}$ 6x6 $\frac{1}{2}$	Five	Coal and Peat. Hot Water Pipes. Electric Light.	15 acres.	Three quarters of an acre.
		Two Bath-rooms.	One Bath-room.	At Government cost.		


RESIDENCES BY THE GOVERNOR.

Number of Gardeners and Labourers required.	Any expenses necessarily borne by Governor.	Furniture.				Value of Furniture, Plate, Linen, Crockery, and Glass supplied by Col. Govt.	Other Information useful for a new Governor.
		If supplied by Colonial Government.	Percentage annually payable.	Is Plate, Linen, Crockery, Glass supplied by Col. Govt.?	Percentage payable.		
One Gardener and two Assistants paid from General Revenue.	Ordinary House-hold expenses.	Yes	-	Yes	-	£3,000	Trained servants are not easily procurable. The Governor's Office at Government House is connected with the Telephone Exchange also by private wire to the Colonial Secretary's Office.

RETURN

OF

- (1) RAILWAYS AND TRAMWAYS.
- (2) STEAMSHIP SERVICES.
- (3) ROADS.
- (4) MOTOR SERVICES.
- (5) CANALS.



(1) RAILWAYS and

Terminal Stations of each Line.	Whether constructed, owned or worked by Government or by private body.	Length open for traffic.	Gauge of Railway or Tramway.	Total cost of construction up to date.
	H	I	L	

TRAMWAYS.

Annual charge for interest, if any.	Passenger Receipts.	Railway Goods Receipts.	Total Receipts.	Total Expenditure (excluding any charge for interest).	Remarks.
		H	I	L	

Railways:
 Total Tonnage
 Total Passenger Mileage



(2.) STEAMSHIP SERVICES.

Line.	Destinations.	Passenger or Cargo.	Frequency of Calls.	Mail Contracts.	Other features of the Contracts, and other remarks.
Pacific Steam Navigation Company	United Kingdom	Passenger & Cargo.	Intermittent	-	Under no contract for the carriage of mails. Paid by mail weights.
Falkland Islands Company, Limited.	Montevideo, South Georgia and inter-insular.	-- do --		For carriage of mails and cargo for five years from 1st January, 1937, at £5,200 per annum.	Under contract for carriage of mails between Stanley and Montevideo and West Falkland. Contract provides for twelve round voyages to Montevideo and two round voyages to South Georgia during the year, and for not less than twelve calls every year at a principal port on West Falkland.

(3) ROADS.*

Road.	Length open for Traffic. — Miles.	Road.	Length open for Traffic. — Miles.
<i>District.</i>			
Port Stanley	6 (six)		
Port Stanley (Suburbs,)	17 (Seventeen).		
Roads are suitable for motor traffic.			
<i>District.</i>			
<i>District.</i>			

* Indicate what roads are suitable for motor traffic.

(4) MOTOR SERVICES.

Brief description of Route.	Whether owned or worked by Government, or by private body.	Length of Route. — Miles.	Description of Vehicle.	Passenger Receipts.	Goods Receipts.	Total Receipts.	Total Expenditure.	Remarks.
			N	I	L			

(5) CANALS.

Canal.	Whether constructed, owned or worked by Government or by private body.	Length open for Traffic.	With of Canal.	Total Receipts for the Year.	Total Expenditure for the Year.	Remarks.
			H	I	L	



POST AND TELEGRAPH STATISTICS.



REVENUE and EXPENDITURE of POST OFFICE DURING THE YEAR 1938.

REVENUE:—

Gross Receipts from Letters, Post Cards, Newspapers, Books, and Parcels	£16406.10. 1.
Commission on Money Orders	69. 4. 5.
Poundage Commission on Postal Orders	24.16. 0.
Value of Unclaimed Money Orders	nil.
†Telegraph and Telephone Receipts	2847.18. 6.

Electrical

Total Postal and Telegraph Revenue ...	£19348. 9. 0.
----------------------------------------	---------------

EXPENDITURE:—

For salaries, wages and all expenses of Postal Service (including Money and Postal Order Business) within the Colony	979.12. 2.
For conveyance of Mails beyond the Colony ...	5115. 3. 9.
Telegraphs, Telephones & Electrical	3423.11. 0.
Electrical	
Total cost of Postal and Telegraph Service ...	9548.11.11.
Net Revenue or Deficit	£9799.17. 1.

†Telegraph and Telephone Revenue and Expenditure may, if necessary, be tabulated separately.

MAIL SERVICE.

Between Colony and	Line of Steamers.	Contract.		Number of Mails.	Total annual subsidy.	Colony's share of subsidy.	Other payments to Contractors.
		Commence-ment.	Termination.				
U.K. & Europe. (landed at Montevideo for onward despatch.)	Falkland Is. Company, Ltd.	1st Jan. 1937.	In force for period of 5 years.	14	£5200	Charges were divided equally between Colony and Dependencies.	
U.K. Europe and South America.	Various	No contract.	-	27	-	-	-

Postal Orders dealt with in 1938.

(Colony) Postal Orders	Number	Value
British " " issued	3128	£1719.17.0
" " " paid	984	£ 515. 9.5.

Statement of the Amount of Money Order Transactions between the Colony and the United Kingdom, and between the Colony and other Colonies or Foreign Countries, in 1938.

	Issued in Colony.			Paid in Colony.		
	£	s.	d.	£	s.	d.
United Kingdom	£4625.	10.	0.	£151.	17.	4.
Australia	-	-	-	28.	16.	2.
Bahamas	2.	-	-	-	-	-
British Guiana	16.	8.	-	-	-	-
Canada	4.	17.	0.	53.	7.	2.
Denmark	33.	0.	0.	-	-	-
France	41.	2.	0.	4.	18.	4.
Japan	-	-	-	1.	11.	10.
Malaya	-	-	-	18.	2.	-
New Zealand	31.	-	-	17.	18.	7.
Northern Ireland	-	-	-	11.	9.	3.
South Africa	-	-	-	7.	18.	8.
Southern Rhodesia	9.	10.	-	-	-	-
United States of America	45.	0.	8.	172.	2.	11.
Total ...	£4792.	16.	4.	£450.	18.	5.



TELEGRAPH CABLES.

Between Colony and	Name of Company.	Subsidy.		Total Annual Subsidy.	Colony's share of Subsidy.
		Commenced.	Ends.		
ADMIRALTY CABLE BETWEEN BALKLAND ISLANDS AND MONTEVIDEO NOT IN OPERATION.					

Number of Post, Money Order, and Telegraph Offices in 1938.

Post Offices.	Money Order Offices.	Telegraph Offices.
3	2	3

Statement of the Estimated Total Number of Letters, etc., dealt with in 1938.

	Internal	External.				Total.
		United Kingdom.		Other Places.		
		From	To	From	To	
Letters		42,000	27,500	5,000	8,400	82,900
Post Cards		100	800	50	100	1,050
Newspapers... ..	No record kept.	95,000	1,100	200	500	96,800
Book Packets, Samples, and Circulars ...		1,000	100	30	50	1,180
Parcels		5,829	150	-	-	5,979
Telegrams		508	624	6561	4110	11,803

Rates of Postage and Telegraph Charges, In and From the Colony.

Rates of Postage.

Letters : per oz. or part of an oz 1d.

Post Cards : 1d. Reply Cards : 2d.

Newspapers, Books, &c.

Not more than 4 ozs 1d.

Over 4 ozs but not more than 6 ozs 1½d.

" 6 " " " " 8 " 2d.

thereafter ½d for every additional 2 ozs or fraction of 2 ozs up to 2 lbs.

Parcels :

Weighing not over 2 lbs 9d.

Over 2 lbs but not over 5 lbs 1s. 0d.

" 5 " " " " 8 " 1s. 3d.

" 8 " " " " 11 " 1s. 6d.

" 11 " " " " 22 " 3s. 0d.

From the Colony, Letters.

To the United Kingdom and other parts of the British Empire and Egypt,

Per oz or part of an oz 1d.

To other parts of the world,

For first oz 2½d.

" each additional fraction of an oz 1½d.

Post Cards and Letter Cards :

To the United Kingdom and other parts of the British Empire and

Egypt 1d.

Reply Cards 2d.



Post Cards and Letter Cards : (Contd.)

To other parts of the world

Reply Cards

Books and Newspapers :

To all parts of the world.

Newspapers, private papers and

books per 2 oz

Commercial " " "

Patterns and Samples " " "

Parcels.

To the United Kingdom.

Via Montevideo.

Direct.

Weighing not over 3 lbs

2s. 3d.

1s. 9d.

Over 3 lbs but not over 7 lbs

3s. 9d.

3s. 3d.

" 7 " " " " 11 "

5s. 6d.

4s. 6d.

" 11 " " " " 22 "

9s. 0d.

8s. 0d.

2 1/2d.

3d.

1d.

1d.

1d.

Distribution Return of Telegraph Lines, including Telephone Trunk and Junction Lines completed to December, 1938.

Mileage of Posts.	Section.		No. of Wires.	Total Mileage of wire.
	From.	To.		
70	Stanley	Darwin		
20	"	Port Louis	1	70
25	"	Fitzroy	1	20
40	"	Coal Inlet & Douglas	1	25
7	"	Cape Pembroke Light-house.	1	40
7	"	Local System (Govt.)	1	7
50	Fox Bay, West Falkland	Chartres, West Falkland.	2	14
			1	50

Mileage of Telephone Wires and Routes in Exchange Areas.

Exchange Area.	Underground.				Overhead.				Total.			
	Route.		Wires.		Route.		Wires.		Route.		Wires.	
	M.	Yds.	M.	Yds.	M.	Yds.	M.	Yds.	M.	Yds.	M.	Yds.
Port Stanley, local	1 1/2	-	-	-	8 1/2	-	14	-	-	-	-	-
Camp	-	-	-	-	162	-	162	-	-	-	-	-
West Falkland	-	-	-	-	50	-	-	-	-	-	-	-
Districts	-	-	-	-	-	-	-	-	-	-	-	-

NOTE. All private lines on East Falkland are connected with and operated by the Government Telephone Exchange, Port Stanley.

Statistics of Private Licensed Telephone Exchanges.

Number of Subscribers:— Nil

Length of Lines:— Nil

Number of Instruments:—

Mileage of Wire:—

Wireless Telegraph Stations.

Name.	Position.	Code Signal.	Full Description—Power, Range, Normal Wave Length, etc.
Fox Bay, Falkland Is.		VQZ VPC	40 watts C.W. wave 600m. 90 miles. 10 KW. C.W. 600 m. 650 miles. 1500 miles at night. Experimental Short Wave set, 7 KW input wave 35 m.
South Georgia		ZBH	6 KW. C.W. and I.C.W. 600 m. 500 miles. 1000 miles at night. Experimental Short Wave set 4.5 K.W input wave 36 m.

TELEGRAPHIC CHARGES.

	<u>Ordinary.</u>		<u>Code.</u>		<u>Deferred.</u>	
	S.	D.	S.	D.	S.	D.
<u>From Stanley.</u>						
All places in the British Empire	1.	3.		10		7½
Norway	1.	8.	1.	0.		10.
South Georgia		1.		3½		-
Fox Bay		1.		3.		-
Pebble Is.		1.		3.		-
Port San Carlos		1.		3.		-
<u>From South Georgia.</u>						
All places in the British Empire	1.	4½.		11.		8½.
Norway	2.	2.	1.	3½.	1.	1.
Stanley		1.		3½		-
<u>From Stanley or South Georgia.</u>						
Montevideo or Buenos Aires	1.	1.		9.		-
Bahia Blanca and all other places in the Argentine Republic	1.	3.		9.		-
Magallanes	1.	3.		9.		-
Valparaiso and Santiago						
First 10 words	17.	6.	10.	6.		-
each additional word	1.	9.	1.	1.		-
Rio de Janeiro and Rio Grand do sul	2.	5.	1.	6.		-
<u>From Stanley to Ships.</u>		10.		9.		-

PORT AND HARBOURS.



314
STANLEY HARBOUR.

Port William, which includes Stanley Harbour is entered between William point on the north and Cape Pembroke on the south, both of which are marked by lights. A further smaller light bearing 89 degrees west (true) leads up Port William.

The entrance to the inner harbour in the south-west of Port William is a little more than 250 yards wide between Engineer Point on the east and Navy Point on the west. The minimum navigable depth at the entrance (L.W.O.S.T.) is 27 feet. Two beacons on the south shore when inline bearing 185½ degrees clear the Fourth Shoal, lying about 400 yards west of Tussac Point, and lead through the Narrows. Harbour lights are established on Navy and Engineer Points.

Berthing Accommodation. Inside the Inner Harbour vessels drawing up to 20 feet have plenty of room to anchor in mid-channel in about 4½ to 5 fathoms of water. There are four jetties with a depth of 10 to 14 feet at which vessels up to 150 feet in length can berth.

Tides. The rise and fall of tides is very much affected by wind and weather. The difference varies from 7 feet at ordinary spring tides to 5½ feet at ordinary neaps.

There are no dry docks. A floating dock with a lifting capacity of 700 tons and capable of taking vessels 200 feet in length and drawing 15 feet was completed and launched in 1932. No operations are in progress to increase the depth of water within the Harbour limits.

SOUTH GEORGIA.

Two floating docks are maintained at South Georgia, one at Grytviken and the other at Stromness.

The Grytviken dock has an overall measurement of 133 feet 9½ inches and a breadth of 34 feet 8½ inches, and has a lifting capacity of 600 tons. The dock is capable of taking vessels up to 140 feet in length and drawing 15 feet 6 inches.

The Stromness dock has an overall measurement of 150 feet 6 inches and a breadth of 34 feet 6 inches, and has a lifting capacity of 700 tons. The dock is capable of taking vessels up to 160 feet in length and drawing 15 feet.

AIR SERVICES.

- (a) Returns of Aircraft arriving and departing.
- (b) Air Transport Services.
- (c) Air Ports (sea-plane bases and aerodromes).
- (d) Licences and Certificates.
- (e) Imports and Exports by Air.

*At the present stage of the Colony's development there are no
Air Services of any description.*